



ULSTER COUNTY FEDERAL FUNDS IMPACT REPORT

Office of the
Ulster County Comptroller
March S. Gallagher



2024



Introduction

New York State regularly pays more into the federal coffers than it receives in federal aid. According to the [Rockefeller Institute of Government](#), in 2022 New York paid \$18,216 to the federal government and received \$17,232 in federal aid per resident. These numbers mirror similar 2021 analysis on the [States' Balance of Payments](#) by the New York State Comptroller's Office.

It is widely anticipated that the new incoming Trump Administration will seek to reduce federal spending through a series of changes to federal programs and services. To better evaluate what areas of services could be impacted in Ulster County and the impacts of potential changes on Ulster County residents, the Comptroller's Office has prepared this review using the latest figures available.

Ulster County benefits from significant federal funding each year, some of which passes through Ulster County government and some that goes directly to residents of Ulster County by other means.

This analysis is presented in two parts:

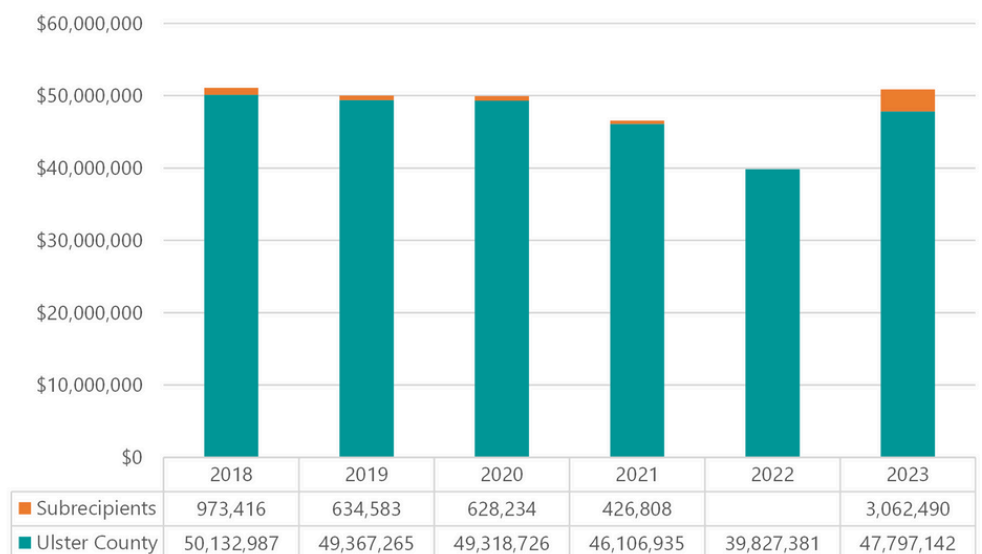
First - Direct Ulster County expenditures of federal funds.

Second - Major entitlement programs that support Ulster County residents. There are programs and funding streams not included here such as educational funds, healthcare funds that support hospitals, and funds to other organizations and institutions.

Federal Funds That Pass-Through Ulster County Government

Ulster County is required to report on its federal funds each year through a document known as the Schedule of Expenditures of Federal Awards (SEFA), which is required to be included with the audit of the County's Annual Comprehensive Financial Report (ACFR). Data presented here is gathered from Ulster County's 2023 SEFA. State pass through funds that have a federal funding origin are included in this report.

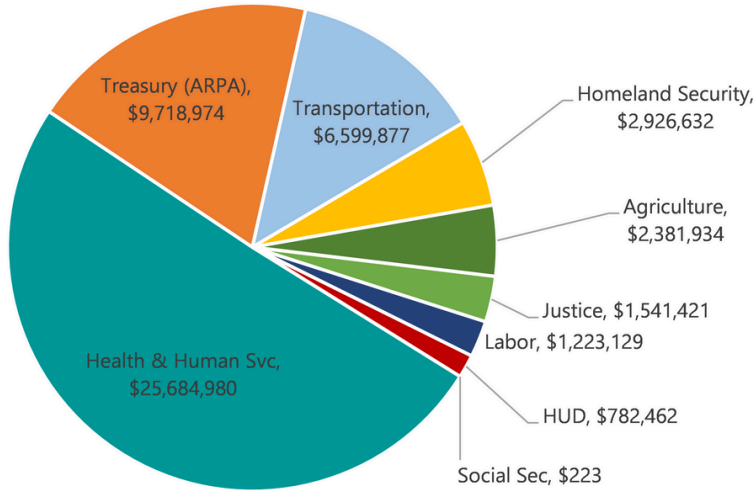
Federal Funds Expended by Ulster County



In 2023, Ulster County expended \$50,859,632 in federal funds. One might think that this amount was significantly larger than years past because of the American Rescue Plan Act (ARPA) or the Bipartisan Infrastructure Bill, but the true impact of these new programs has not yet arrived on the County's books because these revenues are recognized as they are expended, and the County is just beginning to expend the bulk of those funds. Federal funds expended by the County have been largely flat since 2018 with a noticeable dip in 2022. A portion of these federal funds are passed to subrecipients and in 2023 the subrecipient portion was higher than previous years because of the ARPA.

An examination of the Federal departments and agencies through which this funding is provided can show the types of services being supported with federal funds. For Ulster County's 2023 expenditure of Federal Funds, the largest federal agencies represented were Health and Human Services (\$25.7 million), Treasury for ARPA (\$9.7 million), and Transportation (\$6.6 million).

2023 Federal Funds Expended by Ulster County



With an even more detailed view of the expended funds through the federal Department of Health and Human Services, one can see how that \$25.7 million might impact Ulster County residents. Forty-five percent (45%) of the Health and Human Services funds is expended through the Temporary Assistance to Needy Families (TANF) program. Other large programs include foster care and Medicaid.

51% of federal funds expended by the County in 2023 were for Health & Human Services.

For Medicaid it is challenging to pinpoint the potential impact of cuts because although the County directly expends some Medicaid funds, the County also pays a weekly share to New York State and the majority of benefits provided to individuals under this program are administered at the state level. This is why, in the next section of this report we provide information on federal entitlement programs that directly benefit Ulster County residents without passing through County government.



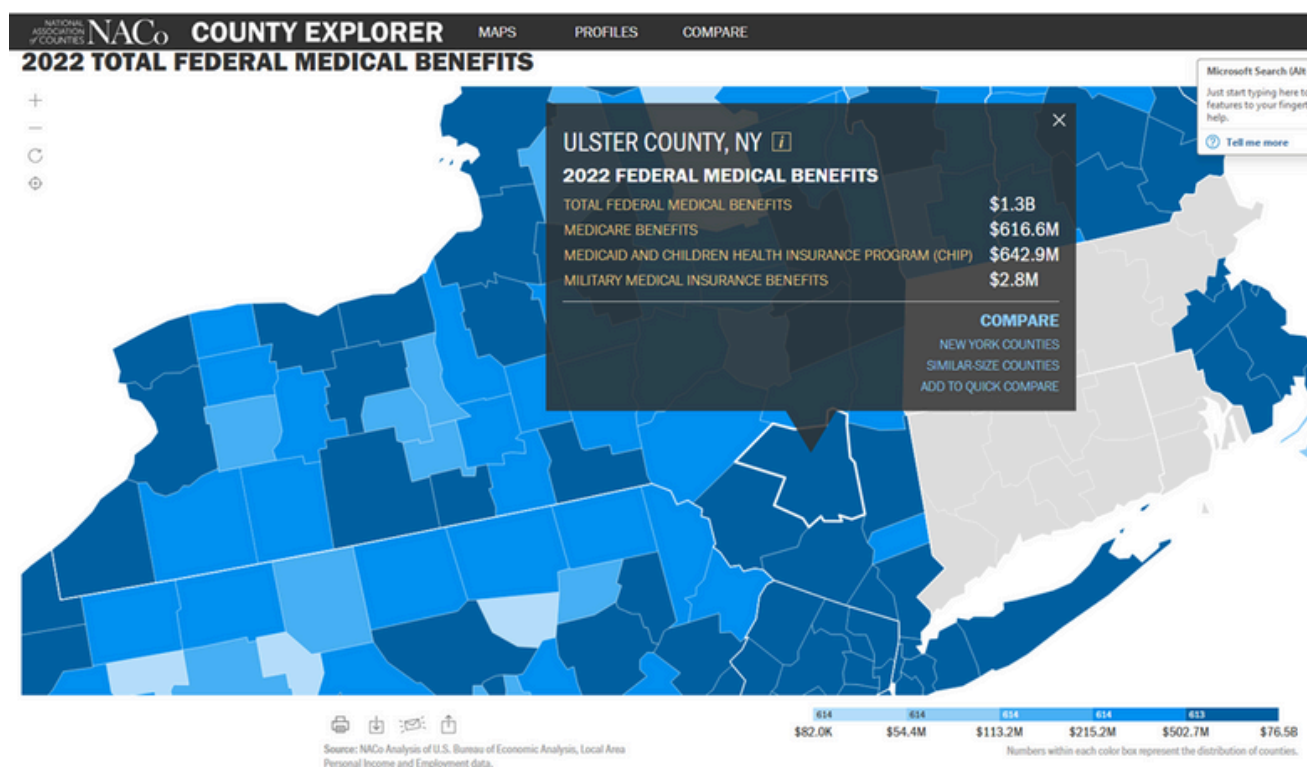
2023 Health and Human Services Federal Funds Received by Ulster County

Program	Funding
Temporary Assistance to Needy Families	\$ 11,472,058
Foster Care	\$ 3,440,328
Medical Assistance Program (Medicaid)	\$ 3,240,852
Social Services Block Grant	\$ 1,652,270
Child support enforcement	\$ 1,587,640
Adoption Assistance	\$ 1,421,896
Aging Cluster	\$ 1,016,692
Low Income Home Energy	\$ 469,283
Epidemiology & Lab Capacity	\$ 316,883
Childcare Block Grant	\$ 209,682
Caregiver support	\$ 148,769
Child Welfare Services	\$ 133,863
Public Health Emergency Prep	\$ 115,725
Immunization Agreements	\$ 90,565
Foster Care Transition to Adulthood	\$ 76,278
Injury Prevention	\$ 69,794
Family Violence & Sexual Assault Support	\$ 48,224
Public Health Partnerships	\$ 41,974
Maternal & Child Health	\$ 36,379
CMS Research	\$ 35,694
Aging- Disease Prevention	\$ 24,561
Elder Abuse Prevention	\$ 21,617
Medicare Enrollment Assistance	\$ 13,953
Total	\$ 25,684,980

Federal Funds That Do Not Pass-Through Ulster County Government

Examining federal funds that do not pass through Ulster County government can also provide a view into how many ways federal support impacts the lives of Ulster County residents. Please keep in mind that this snapshot does not include funds received by other municipalities and taxing jurisdictions like schools and towns or funds received by other organizations directly. Furthermore, there are other programs that provide direct federal assistance not captured here. Nonetheless, the Comptroller's Office seeks to provide as much transparency and information as possible as we anticipate cuts to federal programs.

Several large federal benefit entitlement programs that Ulster County residents receive are medical benefits through the Medicare and Medicaid programs. According to the [National Association of Counties](#) and based on Bureau of Economic Analysis data, Ulster County residents received \$616.6 million in Medicare benefits, \$642.9 million in Medicaid benefits, and \$2.8 million in military medical insurance benefits in 2022.



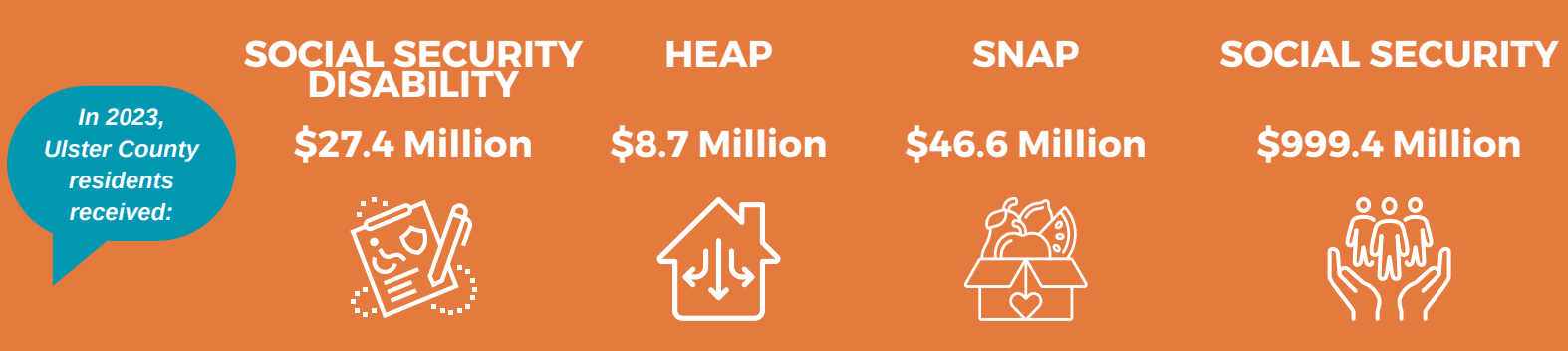
In addition to medical benefits, Ulster County residents receive Supplemental Nutrition Assistance Program benefits known as SNAP. SNAP benefits increased substantially over the course of the pandemic and during this period of higher inflation. You can see in this table that SNAP benefits coming to Ulster County residents increased from \$26.7 million in 2018 to \$46.6 million in 2023.

Federal SNAP Benefits to Ulster County Residents				
Year	Households	People	Funds	Per Person
2018	10,216	17,170	\$ 26,696,560	\$ 1,554.84
2019	9,943	16,447	\$ 25,946,583	\$ 1,577.59
2020	10,125	16,560	\$ 34,680,725	\$ 2,094.25
2021	10,098	16,594	\$ 49,168,546	\$ 2,963.03
2022	10,738	17,724	\$ 58,123,386	\$ 3,279.36
2023	10,748	17,732	\$ 46,603,868	\$ 2,628.24

Another widely accessed federal support used by Ulster County residents is that of the Home Energy Assistance Program also known as HEAP. According to records from the NYS Office of Temporary and Disability Assistance, Ulster County residents received \$8,671,226 in federal HEAP support for the 12 months ended September 30, 2023. HEAP is administered on a fiscal year that spans from 10/1 to 9/30.

Ulster County residents also receive Social Security Disability Insurance. In December of 2023, that included 390 seniors and 3,093 blind or disabled people of various ages. In total for the month, they received \$2,285,000 in benefits (an average of \$656 a person). If that amount is taken over a 12-month period, the total would be \$27,420,000 in Social Security Disability benefits for Ulster County residents in 2023.

The largest entitlement program providing monthly benefits to Ulster County residents is Social Security, from which 43,680 residents received \$82,615,000 in benefits. If this were taken for a 12-month period, the total would be \$991,380,000 in social security benefits for the year.



Ulster County is not the only municipal government that receives federal aid. The City of Kingston receives the most after Ulster County. Towns and Villages receive federal aid usually on a per project basis and may have years without any aid. The data presented here is from the New York State Office of State Comptroller Financial Data for Local Governments. Please note that although Villages have a different fiscal year, data included here is for each municipality's 2023 fiscal year.

Ulster County 2023 Municipalities	
Town Federal Aid	\$ 4,651,067
Village Federal Aid	\$ 1,884,724
City Federal Aid	\$ 8,343,612
Total	\$ 14,879,403

These funds cover a variety of aid categories including public safety, transportation, economic development, community services, sanitation, and other miscellaneous areas.

School Districts receive federal aid that offsets local property tax burden to support education. This \$51.1 million represents approximately 6.5% of all revenues received by these districts.

2023 Federal Aid to School Districts in Ulster County	
District	Amount
Ellenville Central School District	\$ 6,601,285
Highland Central School District	\$ 4,014,188
Kingston City School District	\$ 17,789,397
Marlboro Central School District	\$ 2,721,254
New Paltz Central School District	\$ 2,893,166
Onteora Central School District	\$ 3,374,200
Rondout Valley Central School District	\$ 3,678,230
Saugerties Central School District	\$ 5,334,420
Wallkill Central School District	\$ 4,696,204
Total	\$ 51,102,344



Federal aid for school districts falls into three categories: education services, public safety, and social services with educational services being the largest component.

2023 Federal Aid to Ulster County School Districts		
Federal Aid - Education	Federal Aid - Public Safety	Federal Aid - Social Services
\$ 42,556,543	\$ 141,526	\$ 8,404,275

Please note that although School Districts have a different fiscal year, data included here is for each district's 2023 fiscal year.

Conclusion

In summary, Ulster County residents benefit from federal programs that constitute at least \$2.45 billion annually, and this does not include all funding streams. The federal funds that pass-through County coffers, \$50.9 million represents only 2% of the funds identified here impacting the lives of Ulster County residents. Keep in mind, this report captures only a portion of federal aid coming to Ulster County. Not included are funds that come to our hospitals, nonprofits, fire departments, libraries and businesses. Cuts to federal programs could have a severe impact on the lives of Ulster County residents, the local economy, and on Ulster County government's ability to provide services in certain areas.

Estimated Annual Federal Funding in Ulster County	
Funds through Ulster County (2023)	\$ 50,859,632
HEAP (2023)	\$ 8,671,226
SNAP (2023)	\$ 46,603,868
Medicare (2022)	\$ 616,600,000
Medicaid (2022)	\$ 642,900,000
Military Medical Benefits (2023)	\$ 2,800,000
Social Security (2023)	\$ 991,380,000
Social Security Disability Insurance (2023)	\$ 27,420,000
City, Towns, Villages (2023)	\$ 14,879,403
School Districts (2023)	\$ 51,102,344
Total	\$ 2,453,216,473

