

ULSTER COUNTY COMPTROLLER'S OFFICE

Elliott Auerbach, Comptroller



December 12, 2018

2018 Third Quarter Financial Report

For the quarter ended September 30, 2018

Overview

This financial report will review Ulster County’s fiscal status as of the third quarter of 2018 (ending September 30th), including the following summaries and updates:

- Year-to-date results of expenditures and revenues;
- The 2018 Budget outlook;
- Cash balances; and
- Select national, state, and local economic indicators.

Note: To provide the most up-to-date and readily available financial data, we have used *unaudited* and *unofficial* amounts as reported within Ulster County’s financial management system at the time the data was collected for the purposes of this review. Actual results may vary and are subject to change.

Expenditures

Through the end of the third quarter, the County had expended \$236 million, which included \$30 million attributed to capital projects. The annually adopted operating budget does not account for capital expenses because they are budgeted per project rather than on a yearly basis. Therefore, the County has expended \$206 million of its \$324 million budget as of the end of the third quarter for 2018.

As shown in the “Combined Total” column of the chart below, the County spent and/or encumbered \$57.7 million on salaries (“Personal Services”), \$20.8 million for “Employee Benefits,” \$123.8 million on “Contractual Expenses,” and \$3.8 million on other charges such as payments between funds, capital outlays, and debt service obligations. Based on the data reflected within the County’s financial management system, about 64% of the 2018 adopted budget has been expended and/or encumbered as of September 30, 2018 (excluding capital projects). Compared to the same period of time as 2017 – when the County had expended and/or encumbered 63% of its adopted budget – year-to-date spending has been reduced by over \$1 million in 2018.

Expenditures by Category 9.30.18 YTD						
Category	Total YTD Encumberances	Total YTD Transactions	Less: Cap Projects	Combined Total	Adopted Budget	% of Total Budget
Contractual Expenses	7,443,960	119,395,405	(3,059,643)	123,779,722	176,282,740	70%
Debt Service	-	1,448,846	-	1,448,846	10,647,977	14%
Employee Benefits	-	20,765,564	-	20,765,564	51,935,857	40%
Equipment & Capital Outlay	8,825,581	20,302,636	(26,862,496)	2,265,721	2,998,615	76%
Personal Services	-	57,715,947	-	57,715,947	81,962,334	70%
Transfers	-	76,089	(2,361)	73,727	-	-
Grand Totals	16,269,541	219,704,488	(29,924,501)	206,049,528	323,827,523	64%

*Encumbered amounts generally refer to funds that have been reserved for purchase requisitions. Capital projects are often funded with long-term debt and are not included in the annual adopted budget. For purposes of this analysis, we have deducted capital project totals when analyzing percentages of adopted budget amounts.

From July 1st through September 30th of 2018, the County paid over 6,900 invoices, totaling about \$38.2 million.¹ Altogether, the three quarterly figures amass to over 21,000 invoices – totaling \$122.4 million – as of September 30th.² Property taxes and sales tax distributions paid to various municipalities within the County were the largest categories of payments through the third quarter. For a summary of amounts paid to vendors as of the third quarter, please see **Appendix A**.

The graphs on pages 4-7 depict the percentage of the annual adopted budget expended by each County “Department” from the General Fund. For the purposes of this report, the term “Department” refers to a reporting unit as classified within the County’s financial management system but may not necessarily be a stand-alone unit of government for operational purposes. For more detailed information regarding expenditures of each “Department,” please see **Appendix B**.

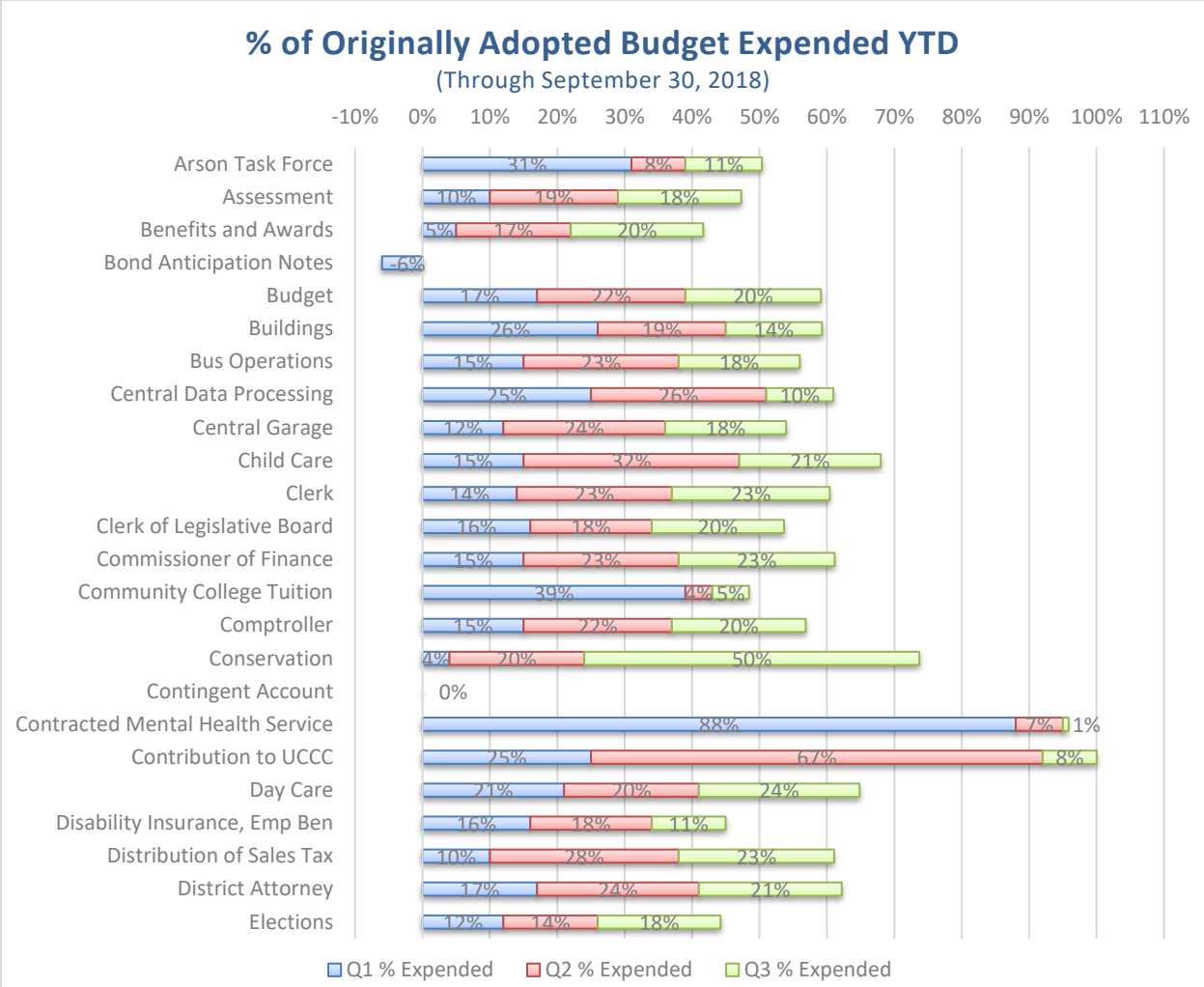
Note: For the purposes of this report, the “County Budget” reflects the original amounts found within the Adopted Budget (i.e. without amendments) and includes all operating and non-operating departmental budgets, internal service funds, enterprise funds, as well as miscellaneous budget units like Debt Service. Year-to-date transaction totals are reported in addition to encumbered amounts. Preliminary financial information is presented in order to analyze whether year-to-date transactions correspond with originally adopted amounts found within the operating budget. Information is stated as it is reflected within the County’s financial management system as of the date reported, is not final, and is subject to change.

Demonstrated by the following graphs, the majority of County “Departments” (as reported within the financial management system and defined herein) are below 75% of adopted budgeted expenditures as of the third quarter of the 2018 fiscal year. However, it is important to note that certain accounts do not expend monies evenly throughout the year, resulting in fluctuations above or below the 75% mark.

NOTE: The “Departments” reflected throughout the report reflect those reporting units as created and maintained by the Executive’s Office and are the same that are used in the Annual Budget Presentation. While they may not correlate to County Departmental Units, as they are generally known, we have maintained the information in this format for consistency and comparison purposes. It is also important to note that employee benefits for health insurance related items and retirement expenditures are not allocated to departments with personal service expenditures until the end of the year and have not been reflected in the figures below.

¹ See “Accounts Payable Invoice Report (Payment Date Range July 1-September 30, 2018) (Report by Vendor – Invoice Summary Listing)” for Ulster County, by New World ERP (Report run on December 3, 2018).

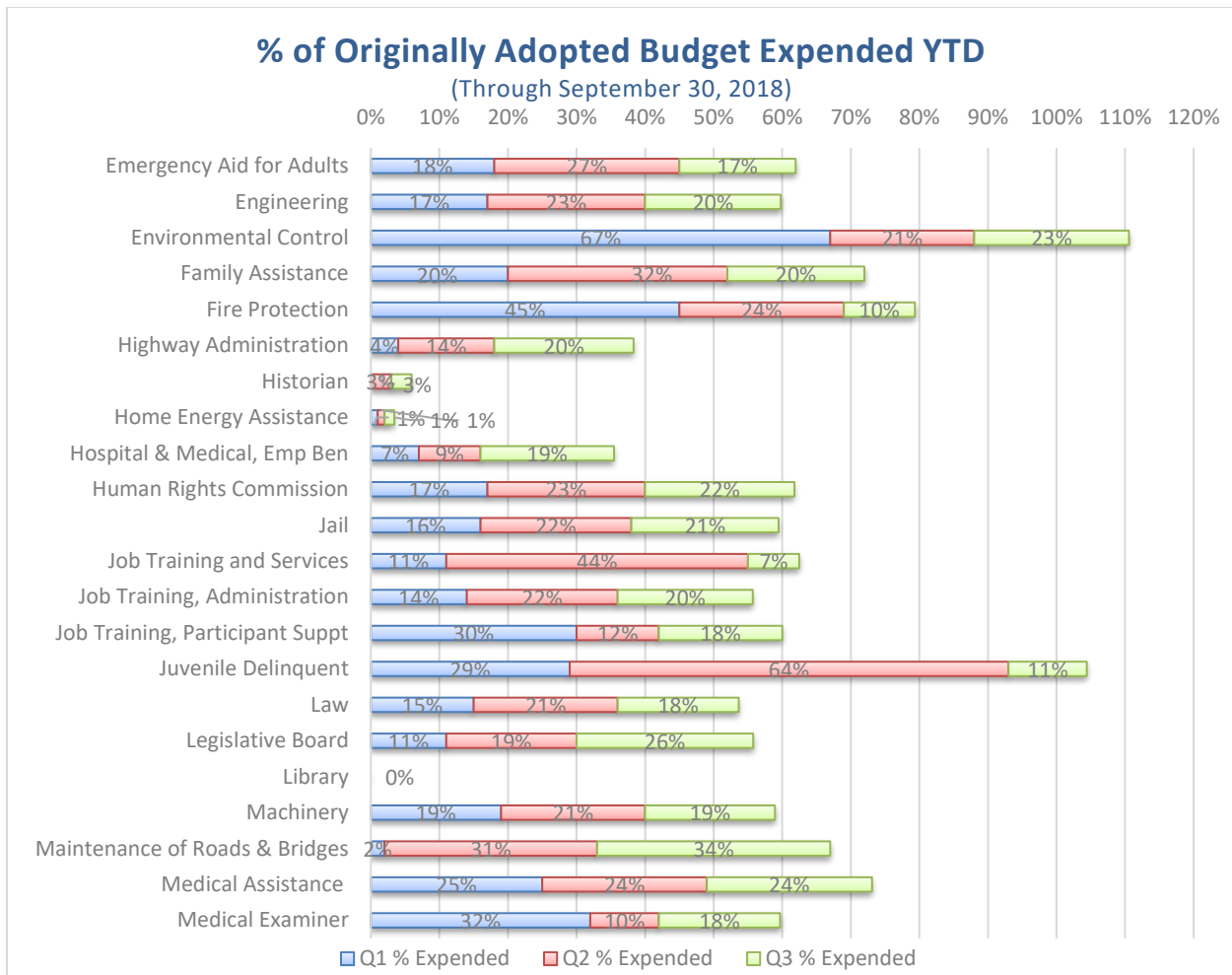
² See “Accounts Payable Invoice Report (Payment Date Range January 1-September 30, 2018) (Report by Vendor – Invoice Summary Listing)” for Ulster County, by New World ERP (Report run on December 3, 2018).



Representing an \$8.2 million budget, “Contracted Mental Health Service” showed significantly large first quarter expenditures and encumbrances at 88% of its budget. About \$2.2 million remains committed at the end of the third quarter. Modifications have been made to increase the budget to \$8.6 million, indicating this department may experience overall spending just above the originally budgeted amount.

Although most expenditures for “Contribution to UCCC” occurred in the second quarter, third quarter expenses bring total costs to 100% of the budgeted amount. No budget amendments have been made, and this department will likely remain within its original projection.

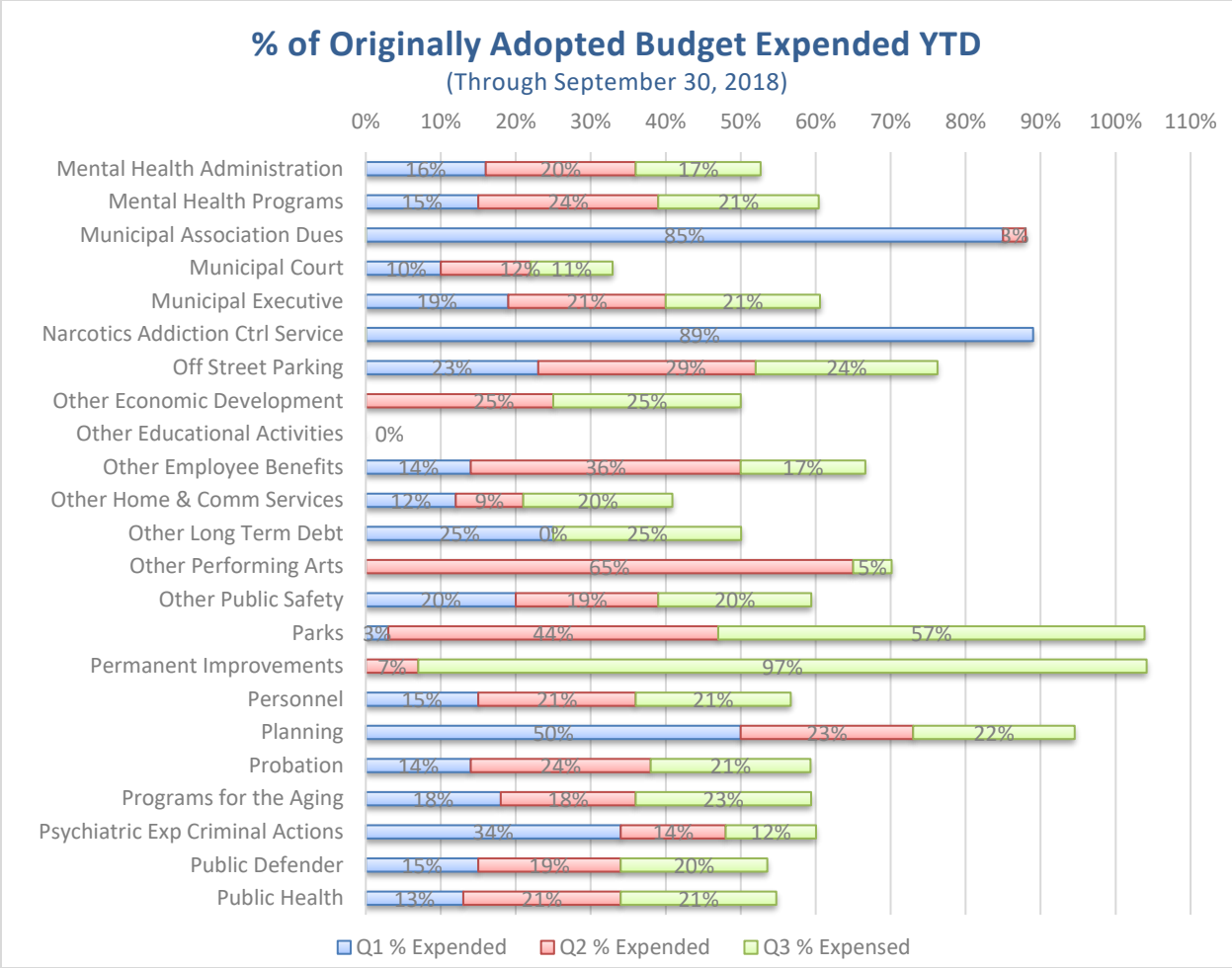
The “Contingent Account” is a bit of an anomaly because it will always say that 0% has been expended. As this account is simply used for budget transfers, monies are not technically expended out of it. The 2018 budget for this account was over \$1 million, but only \$15,800 had been transferred out through the end of the third quarter.



“Environmental Control” expended 67% of its adopted budget during the first quarter, resulting in significant budget amendments due to expectations that yearly spending would be higher than originally anticipated. The total amount expended after the third quarter equates to 64% of the amended budget for the year. Spending included a \$237,000 encumbrance from 2017 for professional services, which remains encumbered as of September 30, 2018. This amount is associated with grant funding from NYS Department of Environmental Conservation for municipal compost expansion, and the County subcontracted the work to be performed to the Ulster County Resource Recovery Agency.

“Juvenile Delinquent” was already slightly above projections at the close of the first quarter, and second quarter expenditures firmly exceeded budget projections for midyear due to a higher than average caseload. After amending its budget, current expenditures represent 65% of the increased overall amount.

The “Home Energy Assistance,” “Historian,” and “Library” departments all work with smaller budgets. Therefore, expenditures from each of these areas can appear to make the percentage expended rise considerably.

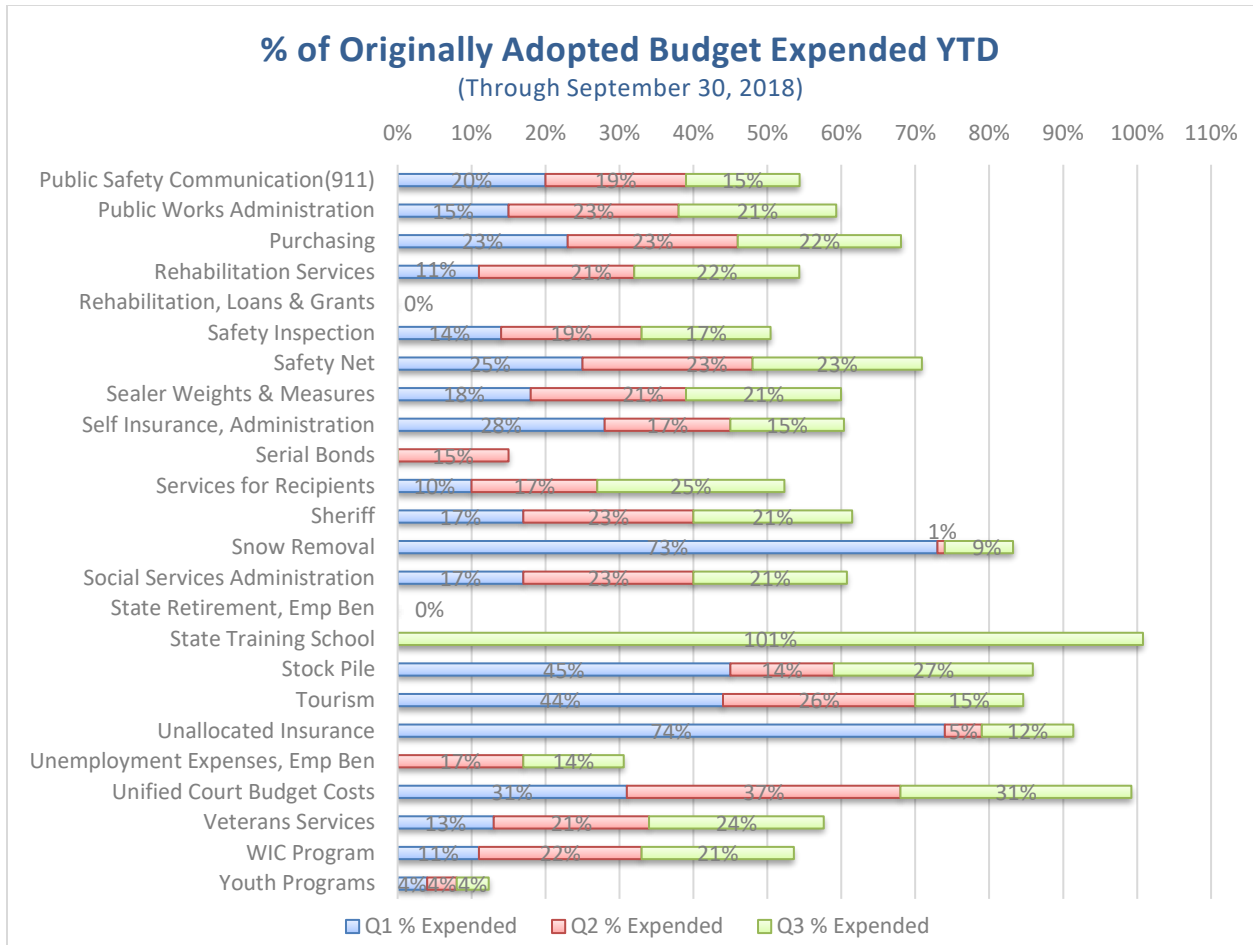


The majority of annual payments for “Municipal Association Dues” are traditionally paid during the first quarter. As no budget amendments were made, we expect little activity for the rest of the year.

“Narcotics Addiction Control Service” represents a \$1.2 million budget. With \$900,000 encumbered at the end of the first quarter, \$400,000 remains committed as of the end of the third quarter. No significant budget amendments were noted, indicating this spending will likely remain close to what was originally anticipated.

“Parks” and “Permanent Improvements” fall under the operations of the Department of Public Works. The original budget for “Parks” was \$407,000, but has been amended up to \$570,000 by the end of the third quarter. Expenditures as of the end of the third quarter represent 74% of the amended budget. While usage provided a rationale to increase the budget, the trend indicates that “Parks” may expend slightly less in the fourth quarter than the second and third quarters. The \$3.7 million adopted budget for “Permanent Improvements” was modified to \$4.5 million, and expenditures through the third quarter represent 86% of the amended budget.

About \$700,000 in amendments have been made to increase the \$1.8 million originally allocated to “Planning” to \$2.5 million. Current expenditures represent 68% of the amended budget, indicating that fourth quarter spending may be similar to the prior quarters.



“Snow Removal” expenditures are expected to be high during the first and last quarters of the year due to the greatest likelihood of cold weather events. Amendments have increased this department’s budget, and current expenditures represent 73% of that amount.

First quarter expenditures for “Unallocated Insurance” were 74% of its budget, which is consistent with prior years. Traditionally, spending throughout the rest of the year slows, which is true for the second and third quarters. As no budget amendments have been made to date, fourth quarter spending should remain under the total budget.

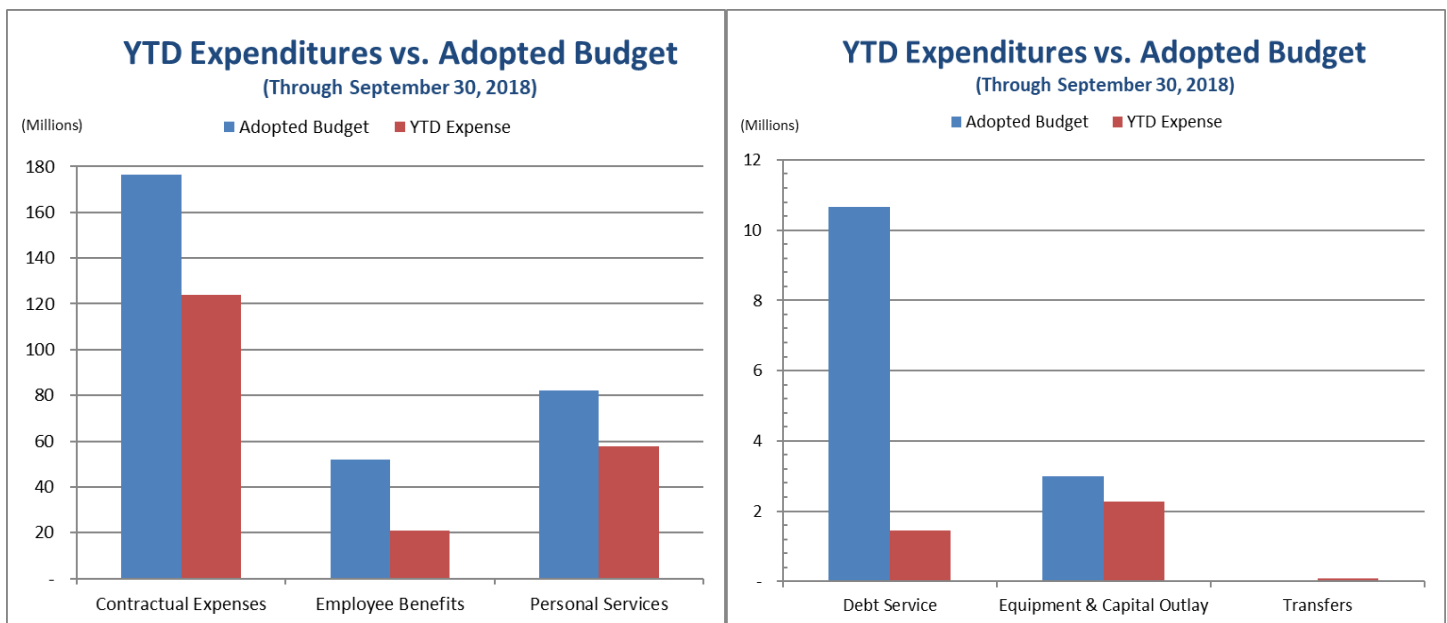
“State Training School” represents chargebacks for the cost of care for youths placed in NYS Office of Children and Family Services’ facilities, including maintenance for the non-federal share of expenses. As all of the 2016 chargebacks were paid in the third quarter, the lag time and payment date are similar for these services in 2018.

The \$20,000 originally allocated to “Unified Court Budget Costs” were increased to \$30,000, and current expenditures represent 66% of that amended amount.

“Youth Programs” account for monies being expended through the Youth Bureau. No amounts have been encumbered through the end of the third quarter, which is unlike previous years when contracted services were encumbered after NYS announced awarded amounts in April.

Please see **Appendix B** of this report for more detailed information regarding each “Department” presented in the graphs above, including the adopted and amended budgeted amounts, as well as year-to-date spending information for third quarter results of both the current and prior years.

When analyzing expenditures by “Category,” we see that “Contractual Expenses,” “Personal Services,” and “Equipment & Capital Outlay” fall in line with 2018 expectations at 70%, 70%, and 76% of originally adopted amounts, respectively. “Employee Benefits” appeared to be below expected levels at 40% of adopted figures. Compared to last year, third quarter expended “Employee Benefits” were at 41% of total budgeted amounts for 2017 with the County expending 95% of the budgeted amount by year end. NYS retirement payments that are categorized as “Employee Benefits” are not made until late in the financial year, which contributes to the deviation from expected results. Lastly, Ulster County’s “Debt Service” payments expended through the third quarter are only 14% of budgeted amounts because most payments are made in November based on maturity dates. However, 23% of budgeted amounts were expended by the same time in 2017. As no budget amendments have been made to this category, the full amount is anticipated to be expended.



In sum, expenditures for the first three quarters of 2018 generally fall in line with annual expectations and prior year results. While there have been several budget amendments to reflect changes to what was originally anticipated, the County seems very likely to remain well under budgeted amounts.

Revenues

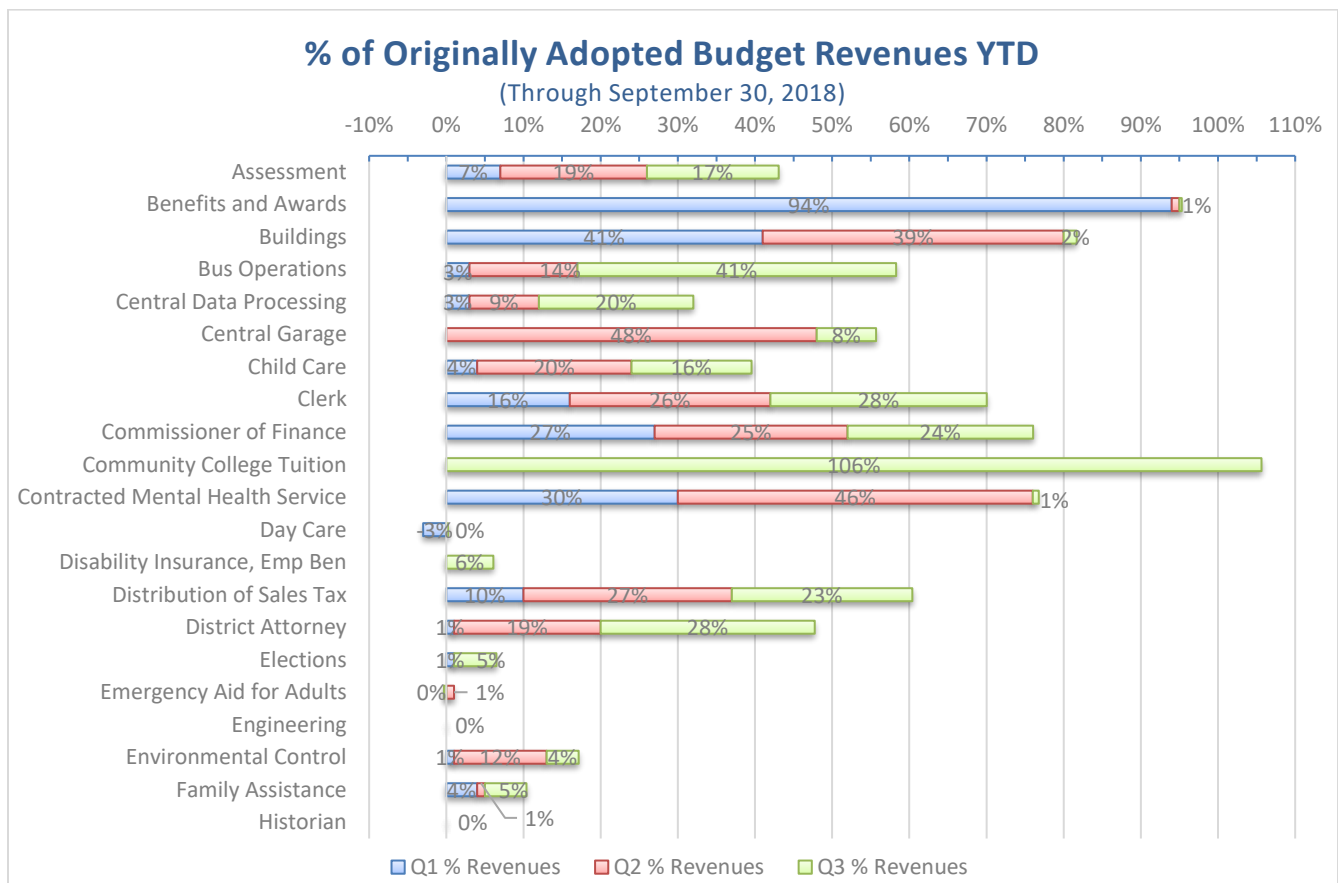
Year-to-date, the County collected \$209 million in revenues with \$324 million in total financing sources included within the 2018 adopted budget. This figure comprises State, Federal, and Local Aid attributed to capital project activity of \$4 million that was not included in budgeted amounts. Overall, the County’s year-to-date revenues as of the end of the third quarter represented 63% of the originally adopted budget amount of \$324 million. The largest source of revenue can be attributed to \$76.7 million in Real Property Tax collections, which were fully recognized during the first quarter because these payments are due in February. The second largest revenue stream during the past three quarters of the year were Sales Tax collections of \$71 million, which are included within Non-Property Tax Items. The following chart details year-to-date revenues recorded and total budgeted amounts for 2018:

Revenues by Category 9.30.18 YTD					
Category	Total YTD Transactions	Less: Cap Projects	Total Revenues YTD	Total Adopted Budget	% of Total Adopted Budget
Departmental Income	6,708,757	-	6,708,757	9,853,697	68%
Federal Aid	9,812,288	(1,955,113)	7,857,175	35,723,360	22%
Fines and Forfeitures	311,208	-	311,208	527,364	59%
Interfund Revenues	4,025,023	-	4,025,023	5,361,252	75%
Interfund Transfers In	76,089	-	76,089	-	0%
Intergovernmental Charges	8,452,720	(1,000,000)	7,452,720	7,416,974	100%
Miscellaneous Local Sources	846,581	(26,939)	819,642	1,003,600	82%
Non-Property Tax Items (including Sales Tax)	73,670,081	-	73,670,081	121,063,268	61%
Other Financing Sources (including Fund Balance)	-	-	-	13,009,279	0%
Proceeds of Obligations	-	-	-	-	0%
Real Property Tax Items	4,794,755	-	4,794,755	5,700,000	84%
Real Property Taxes	76,702,797	-	76,702,797	75,700,783	101%
Sale of Property and Compensation for Loss	1,615,808	-	1,615,808	1,228,900	131%
State Aid	20,667,287	(998,040)	19,669,247	45,885,408	43%
Use of Money and Property	1,268,820	-	1,268,820	1,353,638	94%
Grand Total	208,952,212	(3,980,093)	204,972,120	323,827,523	63%

Revenue collections may be subject to some timing differences that cause fluctuations throughout the year. For instance, due to differences between the state and county budget cycles, “State Aid” is usually received for programs in the later parts of the year as the NYS budget is usually finalized by April 1st, explaining why only 43% has been recognized to date. “State Aid” revenue during the first quarter was \$3.4 million, and many of the programs that are partially supported by “State Aid” appeared under budget. During the second and third quarters, an additional \$9 million and \$7.3 million, respectively, were recognized of the \$46 million budgeted. Other revenues that seem to deviate from expected year-to-date amounts are primarily due to timing differences.

“Non-Property Tax Items” include a variety of tax revenues such as hotel/motel room occupancy tax, sales and use taxes, and other surcharges collected by the County. By the end of the third quarter, the County collected about 61% of the adopted budget amount for revenues from “Non-Property Tax Items,” showing consistency with 2017 percentage levels at the end of the third quarter. However, as of September 30th, the 2018 revenues represent a \$3.8 million increase in collections from 2017.

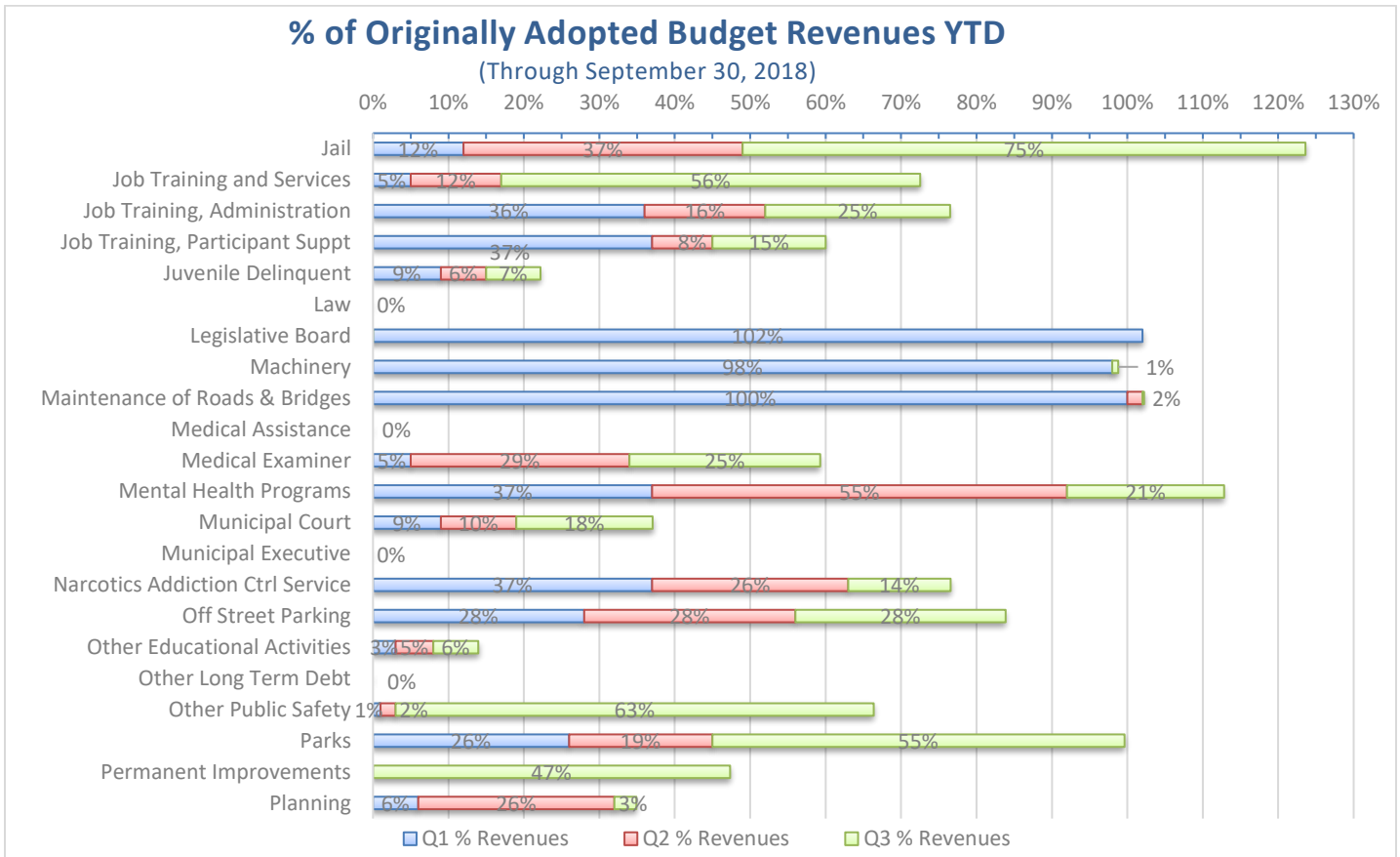
The graphs on pages 10-13 detail the amount of revenues collected as compared to adopted budget amounts for each “Department” indicated within the County’s financial management system. For more detailed data on “Departments,” please see **Appendix C** of this report.



“Community College Tuition” revenues represent intergovernmental charges for capital costs at Ulster County Community College. The County receives payment for its portion of capital project costs or bond issuances because of projects at the College. The County received the full \$79,000 payment in the third quarter, and no additional amounts are expected to be received.

With an adopted budget of \$10.3 million, “Benefits and Awards” encompass Interfund Revenues and Intergovernmental Charges for the Worker’s Compensation Fund that are recognized in January of each year, explaining the high first quarter percentage.

The majority of “Day Care” (adopted budget of \$3.4 million) and “Family Assistance” (adopted budget of \$6.8 million) revenues are federal dollars that are passed through NYS and administered by the Ulster County Department of Social Services. The accounting for these revenue streams is not traditionally completed until after year end. Further, all revenues are dated for December despite the journal entries being based on monthly reporting, which makes it difficult to display accurate quarterly revenue figures even though the integrity of the annual revenues remains intact.

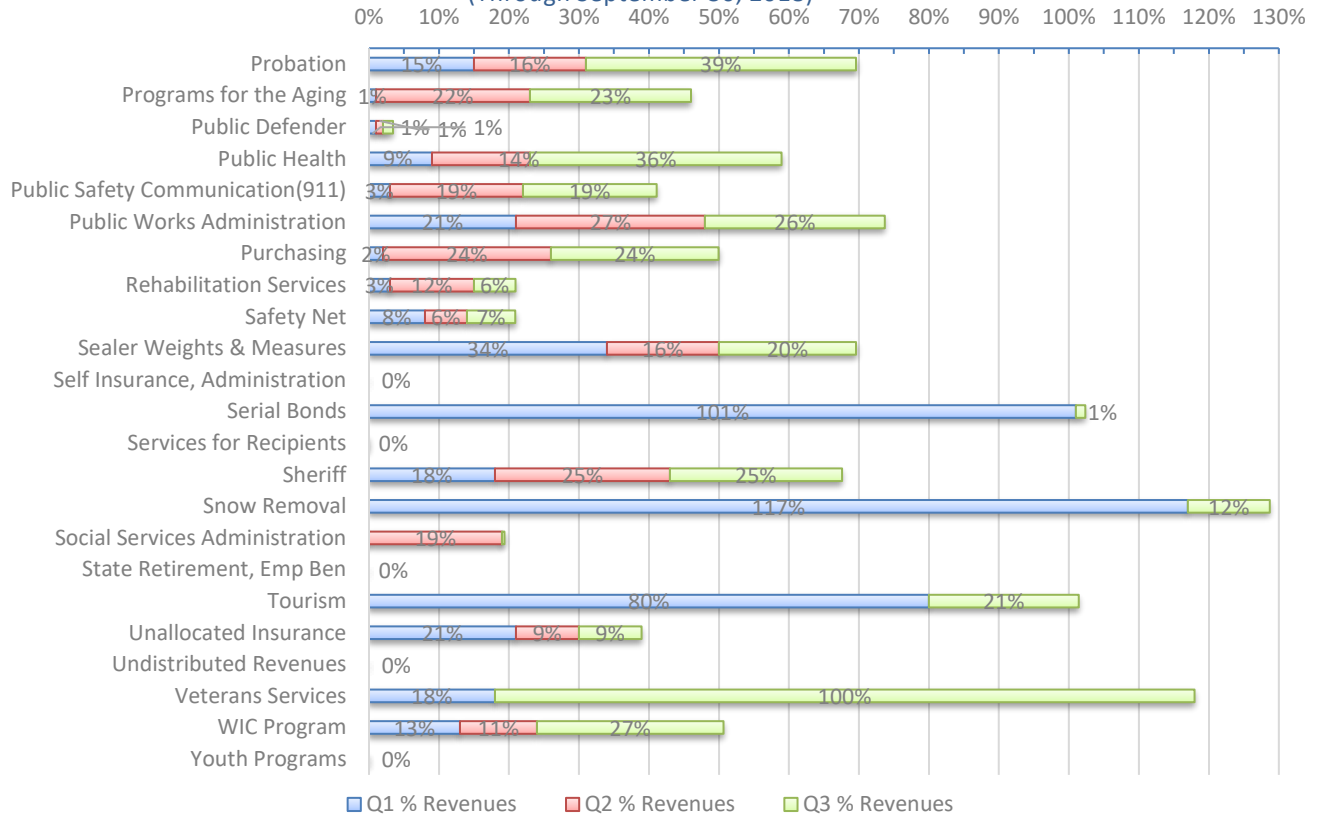


Budgeted “Jail” revenues mainly consist of commissions made on inmates making telephone calls, as well as intergovernmental charges to provide room and board for inmates from other counties. Commissions are trending exactly on budget, while charges for boarding inmates are well above predicted amounts. The adopted budget for boarding inmates is around \$197,000, and the County has accumulated \$493,000 by the end of the third quarter.

As previously mentioned, the County recognized 100% of budgeted Real Property Tax revenues for the year in the first quarter. Most of these revenues are allocated to the “Legislative Board” for reporting purposes and are offset by estimated Deferred Property Tax collections. The remainder of Real Property Tax proceeds are reflected within the revenues of the following “Departments”: “Maintenance of Roads and Bridges,” “Machinery,” and “Serial Bonds.”

% of Originally Adopted Budget Revenues YTD

(Through September 30, 2018)

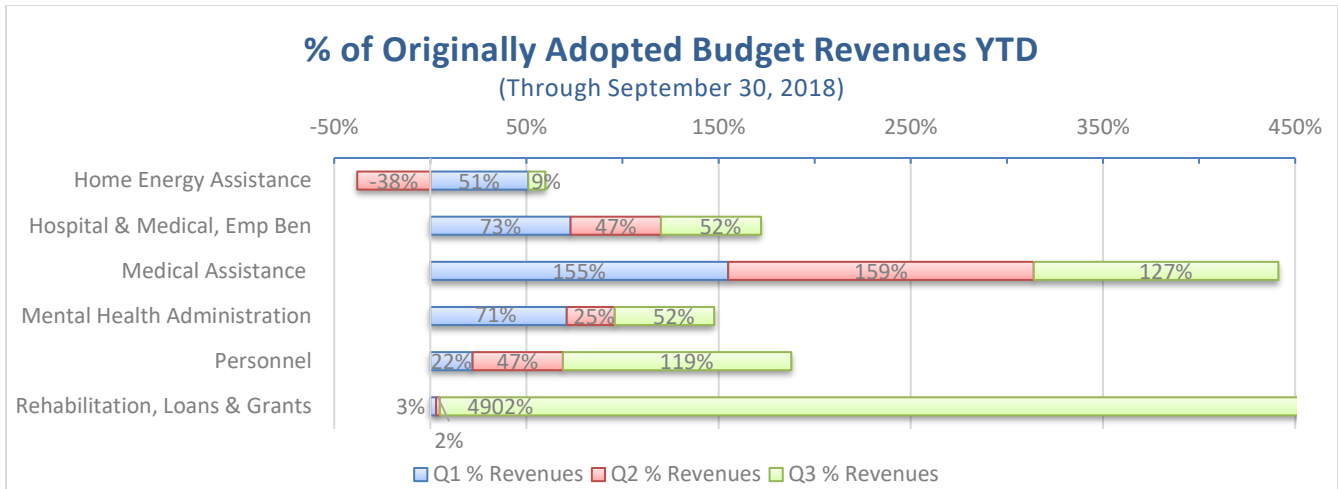


“Public Defender” revenues are at 3% of budgeted amounts at the end of the third quarter. This budgeted revenue is mainly from state grants that repay County submissions that qualify for reimbursement. This area is budgeted at \$375,000 at the end of the third quarter, but only \$13,000 in revenue had been recognized.

“Snow Removal” revenues represent intergovernmental charges to NYC Department of Environmental Protection for assistance in snow maintenance. Due to above average snowfall, budgeted revenue was exceeded in the first quarter and is expected to further increase as cold weather related incidents occur in the fourth quarter.

“Tourism” achieved its budgeted revenues by receiving its entire share of State Aid for *I Love NY* matching funds in the first quarter and receiving vendor fees for co-op events in the third quarter.

“Veterans Services” received a refund of prior year expenses in the first quarter along with expected revenues in the third quarter related to budgeted State Aid.



“Home Energy Assistance” recognized 51% of departmental revenues in Q1; however, reductions in Federal Aid in the second quarter reduced the total amount of revenue received to 13%. A 9% third quarter raised total revenues to 22% of budgeted amounts.³

“Hospital & Medical, Emp[loyee] Ben[efits]” represents stop-loss insurance reimbursements received along with other financial recoveries that are part of the County’s self-insurance plan. These revenues include stop-loss recoveries from 2017 that were not received by the County until 2018.

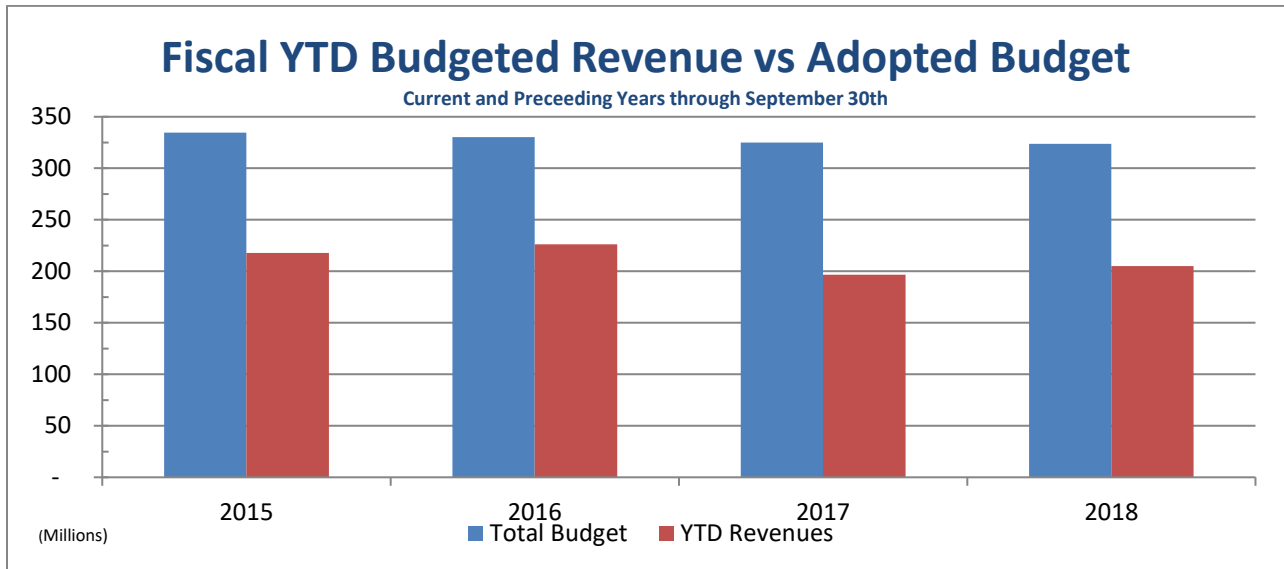
“Medical Assistance” revenues account for Medicaid related repayments to the County. As of the end of the third quarter, the County had collected \$882,000 of the \$200,000 budgeted. This figure is more than 440% of budgeted repayments – significantly higher than prior years.

“Mental Health Administration” has experienced above average revenues due to federal reimbursements for Medicaid services from 2015-16 that were just collected this year. This line was budgeted at \$211,000, and \$651,000 was received through the third quarter. All other areas of revenue within “Mental Health Administration” are trending at normal projections.

“Personnel” and “Rehabilitation, Loans & Grants” may appear to show astronomical differences in budgeted to actual revenues, but the original budgets to these areas were only \$17,200 and \$1,200, respectively. The actual revenue at the end of the third quarter was \$32,000 for “Personnel” and \$59,000 for “Rehabilitation, Loans & Grants.” The percentage gives a drastic impression, but changes to actual dollar figures are not significant.

³ Due to formatting limitations, we were unable to fully display the activity of both quarters within the chart above.

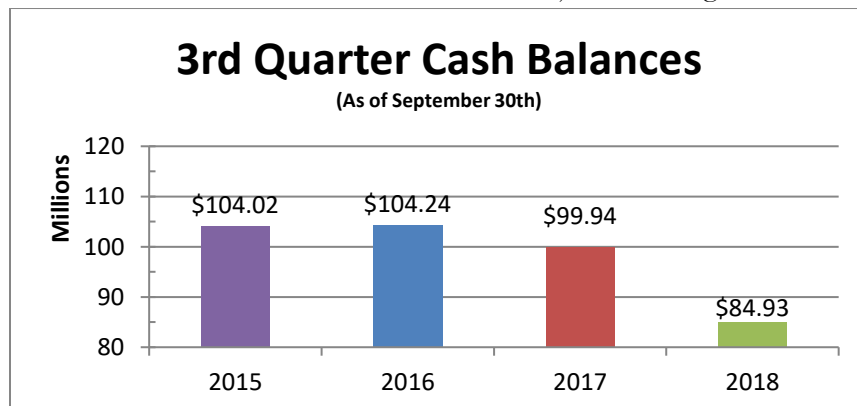
The following chart shows that revenues collected through three quarters are in line with expectations and prior year results:



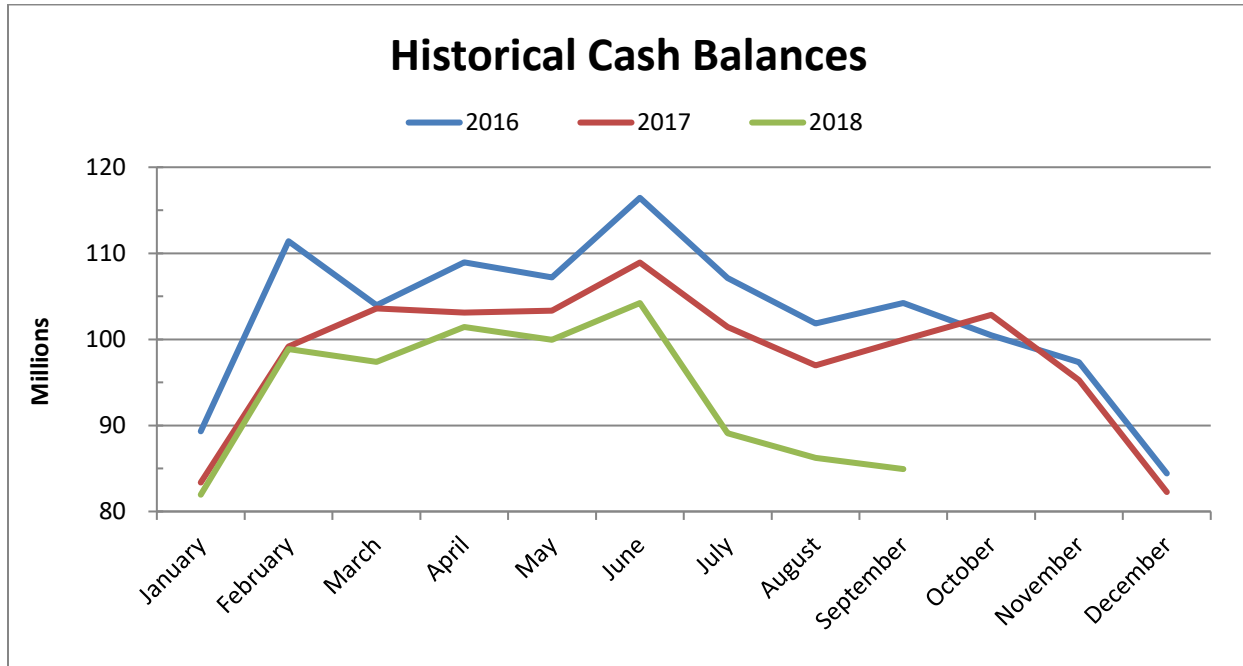
While it is common to find that timing differences may contribute to deviations from expected outcomes, the continued evaluation of actual results versus budgeted figures is an important exercise for County management. Significant and unjustified deviations from expected results should be investigated and addressed where necessary by County administrators and policymakers.

Cash Balances

At the end of the third quarter, the County had its lowest cash balance of the previous four-year period at \$85 million. Cash balances in 2015 and 2016 at the end of the third quarter were at \$104 million, while cash balances in 2017 were at \$100 million. Across this period of time, the third quarter cash balances show a downward trend from the second quarter of each year. Further, the third quarter of 2018 represents the lowest quarterly cash balance over the four-year period by over \$15 million, indicating these figures will trend below historical values throughout the entire year. The following amounts are presented as they were within the County’s financial management system at the time this report was drafted; amounts for 2018 are unaudited and subject to change:



Cash balances fluctuate throughout the year, reflecting various inflows and outflows, as demonstrated in the graph below:



As shown by the preceding graph, cash balances tend to decline toward the end of the calendar year before being replenished by the first installment of property taxes that are due by the following February. Although the data suggests that cash balances in 2018 appear to be following expected trends in comparison to prior years’ results, the 2018 year-end cash balances are expected to be much lower than the previous two years.

Economic Outlook

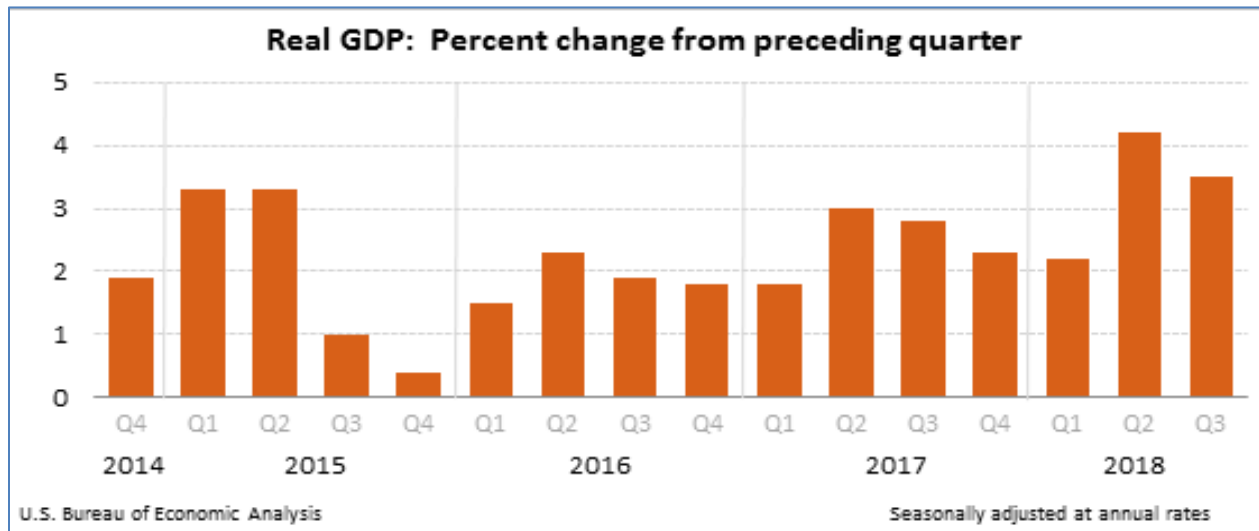
Gross Domestic Product:

U.S. Gross Domestic Product (“GDP”) measures the market value of final goods and services produced within the country.⁴ According to a report from the Bureau of Economic Analysis (“BEA”), the real GDP increased at an annual rate of 3.5% in the third quarter of 2018, compared to 2.8% in the third quarter of 2017.⁵

⁴ See *gen* “Gross Domestic Product: An Economy’s All,” by Tim Callen. International Monetary Fund (updated July 29, 2017). Available at <http://www.imf.org/external/pubs/ft/fandd/basics/gdp.htm>

⁵ See “Gross Domestic Product, Third Quarter 2018 (Second Estimate) Corporate Profits, Third Quarter 2018 (Preliminary Estimate),” by the United States Department of Commerce’s Bureau of Economic Analysis (November 28, 2018). Available at http://www.bea.gov/system/files/2018-11/gdp3q18_2nd_0.pdf

The following chart represents the percent change from the preceding quarter as reported by the U.S. BEA:⁶



Consumer Price Index:

The Consumer Price Index (“CPI”) is a measure of the average change of the prices paid by urban consumers for a “market basket” of consumer goods and services over a period of time.⁷ The CPI reflects spending patterns of consumers and is based on the expenditures of residents of urban or metropolitan areas. The CPI takes into consideration the changes in prices of goods and services, including but not limited to: food and beverage, housing, apparel, transportation, medical care, recreation, education, and communications. CPI does not include investment items, such as stocks, bonds, real estate, and life insurance.

Consumer Price Index for “All Urban Consumers” increased by 2.3% from September 2017 to September 2018. Consumer prices for food rose 1.4% over the same period. “Food prices at home” increased by 0.4% while prices for “food away from home” rose 2.6%. Energy prices were 4.8% higher in September 2018 than the same month of the previous year. Consumer prices for all items less food and energy rose 2.2% from September 2017 to September 2018. Apparel prices were down 0.6% from September 2017 to September 2018, prices for new vehicles were up 0.5%. Consumer prices for shelter rose 3.3% over the year.⁸

⁶ See id.

⁷ See “Consumer Price Index Frequently Asked Questions,” by the United States Department of Labor’s Bureau of Labor Statistics (last modified April 13, 2018). Available at https://www.bls.gov/cpi/questions-and-answers.htm#Question_1

⁸ See “TED: The Economics Daily – Consumer prices up 2.3 percent over year ended September 2018,” by the United States Department of Labor’s Bureau of Labor Statistics (October 15, 2018). Available at <https://www.bls.gov/opub/ted/2018/consumer-prices-up-2-point-3-percent-over-year-ended-september-2018.htm>

Unemployment:

The average unemployment rate for Ulster County during the third quarter of 2018 was 3.7%, according to the Local Area Unemployment Statistics Program. This amount was a decrease from the prior year's average and third quarter rate of 4.6%.⁹

Additionally, the third quarter County unemployment rate was lower than New York's as a whole, which averaged 4.0% for the same period of 2018. The NYS unemployment rate remains above that of the U.S. average, which was 3.8% for the third quarter.¹⁰

⁹ See *gen* Unemployment Rates of Ulster County and New York State, by the Local Area Unemployment Statistics Program of the NYS Department of Labor (Accessed on December 7, 2018).

¹⁰ See "Databases, Tables & Calculators by Subject," by the United States Department of Labor's Bureau of Labor Statistics (stating unemployment rate statistics from 2008-2018). Available at <https://data.bls.gov/timeseries/LNS14000000> (Accessed on December 7, 2018)

Vendor	Invoice Count	Invoice Totals
59 - City of Kingston	141	\$10,470,555.39
11 - Callanan Industries Inc	96	\$5,279,212.28
1096 - Kingston City School District	15	\$5,199,062.10
186 - Ulster County Community College	17	\$4,857,107.52
2702 - Peckham Road Corp	33	\$3,796,509.44
3496 - Kev Construction Services LLC	8	\$2,854,010.86
2171 - Saugetries Central School District	2	\$2,743,133.06
869 - ARC of Ulster-Greene, The	90	\$2,692,489.17
437 - Rondout Valley Central School District	2	\$2,692,055.37
452 - Gateway Community Industries Inc	82	\$2,564,664.21
2096 - New Paltz Central School District	2	\$2,456,158.23
338 - Onteora Central School District	27	\$2,305,643.85
2168 - Walkkill Central School District	3	\$1,976,517.10
1533 - The Reis Group	64	\$1,973,708.66
2182 - Highland Central School District	3	\$1,891,629.70
1055 - Arthur F Mulligan Inc	9	\$1,757,806.03
2154 - Ellenville Central School District	3	\$1,657,508.50
2261 - CBH Medical PC	9	\$1,653,744.25
385 - Mental Health Assoc in Ulster County Inc	4	\$1,486,367.00
1570 - Marlboro Central School District	2	\$1,466,147.91
417 - Family of Woodstock Inc	115	\$1,457,191.48
1308 - Navistar Inc	6	\$1,312,846.40
2983 - Learning Together Inc	105	\$1,304,930.67
485 - Center for Spectrum Services	57	\$1,189,333.80
672 - A Colarusso & Son Inc	7	\$1,143,642.20
443 - Taylor-Montgomery LLC	10	\$1,108,662.84
3572 - MVP Health Plan Inc	8	\$1,044,830.60
1603 - Anderson Center for Autism	8	\$995,739.46
3500 - Titan Roofing Inc	5	\$966,093.00
2487 - American Rock Salt Company LLC	137	\$950,315.26
3495 - Vamco Sheet Metal Inc	9	\$908,635.26
1212 - Gilliq LLC	28	\$850,153.23
1593 - Green Chimneys Childrens Services	9	\$797,647.30
634 - CDW Government LLC	224	\$783,672.53
74 - Partnership For Education	232	\$763,559.75
953 - Direct Energy Business	49	\$753,794.77
3557 - RxBenefits Inc	5	\$679,935.42
3515 - Kasselmann Electric Co Inc	8	\$652,037.24
249 - Aramark Correctional Services LLC	44	\$571,393.99
1274 - NYS Office of Children & Family Services	4	\$554,344.81
2181 - Pine Bush Central School District	2	\$544,097.37
356 - Town of Ulster	19	\$519,261.50
3719 - Ferrari & Sons Inc	3	\$499,911.12
1921 - S&L Plumbing and Heating Corp	9	\$497,952.00
3317 - DA Collins Construction Co Inc	2	\$486,631.41
1288 - Access Supports for Living Inc	2	\$470,610.00
785 - Dutchess Community College	6	\$469,317.00
1116 - NYS Workers' Compensation Board	3	\$468,592.81
310 - Rehabilitation Support Services Inc	6	\$468,285.00
3579 - Berkley Life and Health Insurance Company	8	\$461,984.42
368 - Devereux Foundation	8	\$440,790.90
264 - Tyler Technologies Inc	36	\$435,656.05
690 - Ulster County BOCES	51	\$435,480.82
1305 - Town of Saugetries	26	\$433,482.90
1057 - Rose & Kiernan Inc	9	\$430,251.21
987 - Central Hudson Gas & Electric Corp	167	\$411,985.40
732 - United Cerebral Palsy of Ulster County Inc	15	\$395,128.68
93 - HVEA Engineers	16	\$388,423.18
2653 - Westchester Medical Center	5	\$385,737.66
760 - Wright Express FSC	173	\$379,632.78
1291 - Orange County Community College	7	\$370,813.98
287 - Town of Woodstock	11	\$360,864.58
697 - Ulster County Economic Development Alliance Inc	10	\$354,180.00
423 - Gorman Bros Inc	30	\$341,880.94
424 - Town of New Paltz	18	\$332,975.95
1438 - National Business Equipment LLC	55	\$332,456.80
2627 - Liberty Resources Inc	15	\$329,554.87
398 - Town of Lloyd	14	\$325,052.73
572 - Landmark Flooring Concepts Inc	7	\$323,348.32
1239 - Columbia-Greene Community College	4	\$319,191.85
1957 - Pitney Bowes Inc	12	\$312,206.36
322 - Heritagenergy Inc	156	\$308,562.93
459 - Astor Services for Children & Families	6	\$308,062.72
478 - New York Communications Co Inc	167	\$303,557.94
604 - Hudson Valley Mental Health Inc	16	\$302,858.10
70 - St Christopher's Inc	8	\$296,725.13
1031 - Dell Marketing LP	10	\$296,430.89

Vendor	Invoice Count	Invoice Totals
636 - Cornell Cooperative Extension Assoc of Ulster Cnty	6	\$282,500.00
291 - United Way of Ulster County Inc	25	\$281,752.00
492 - Family Services Inc	13	\$274,758.56
406 - Atlantic Pavement Marking Inc	5	\$269,261.96
1180 - Town of Olive	6	\$257,365.11
767 - Verizon Wireless	111	\$251,042.04
518 - Correctional Medical Care Inc	9	\$249,937.72
643 - Orange County Chapter of NYSARC Inc	32	\$249,534.89
1268 - Summit Childrens Residence Center	8	\$246,542.34
670 - Town of Gardiner	7	\$246,244.90
2413 - Mid-Hudson Valley Early Education Center	76	\$244,224.02
3664 - KoscoHeritagenergy LLC	143	\$243,354.57
3545 - Lucas Avenue LLC	12	\$243,244.54
747 - Town of Shawangunk	13	\$242,596.34
1413 - Town of Marbletown	5	\$237,993.30
2992 - Barone Construction Group Inc	7	\$236,481.96
1364 - Fashion Institute of Technology	4	\$235,250.00
183 - Town of Rochester	5	\$233,948.22
340 - PEOPLE Inc	6	\$225,013.07
1300 - Town of Marlborough	12	\$221,880.51
41 - Ashley Mechanical Inc	16	\$217,519.67
2745 - Dan's Hauling & Demo Inc	4	\$214,092.77
2682 - Crotched Mountain Rehabilitation Center Inc	15	\$213,097.94
167 - The Palombo Group	9	\$212,444.28
1035 - Liberty Resources Therapy PLLC	171	\$208,904.00
851 - Verizon New York Inc	401	\$208,862.06
187 - Village of Ellenville	18	\$208,735.03
650 - Town of Wawarsing	12	\$207,846.21
827 - JP Morgan Chase Bank NA	193	\$204,230.07
14 - Barton & Loquidice DPC	14	\$203,270.54
261 - Town of Hurley	5	\$202,491.00
1338 - Town of Esopus	6	\$201,460.64
3749 - Anderson Hydra Platforms Inc	1	\$199,000.00
3110 - Cubic Inc	10	\$198,976.91
818 - Town of Plattekill	6	\$194,411.76
457 - Newcastle Communications	10	\$194,057.87
606 - NCA Comp Inc	9	\$192,933.00
588 - Chemung Supply Corp	13	\$187,482.00
481 - Motorola Solutions Inc	25	\$178,600.69
3703 - DJ Heating & Air Conditioning Inc	2	\$177,870.39
532 - WB Mason Co Inc	765	\$172,082.25
2332 - WM Schultz Construction Inc	4	\$169,889.77
470 - Willcare	16	\$169,287.88
488 - Berkshire Farm Center & Services for Youth	32	\$168,307.00
84 - Highway Rehabilitation Corp	2	\$167,816.72
549 - Tri-Valley Central School District	2	\$160,023.25
2286 - Petroleum Traders Corporation	7	\$158,358.31
998 - NY Municipal Insurance Reciprocal	7	\$157,933.74
3558 - Davis Vision Inc	16	\$155,095.71
3412 - 935 Associates LLC	10	\$141,729.19
2497 - Harrison & Burrowes Bridge Constructors Inc	1	\$137,885.24
399 - Town of Shandaken	6	\$137,862.04
713 - NYS Industries for the Disabled Inc	65	\$137,063.36
3163 - LaBella Associates DPC	12	\$136,700.00
761 - Van Bortel Ford Inc	4	\$129,328.02
569 - Hudson Valley Federal Credit Union	1	\$129,000.00
3688 - Admar Supply Co Inc	2	\$125,881.91
454 - Abilities First Inc	28	\$124,234.52
500 - Town of Rosendale	13	\$123,808.50
776 - Hudson Valley Community College	10	\$123,705.32
1198 - KidsPeace National Centers of North America Inc	7	\$123,197.55
2987 - Relph Benefit Advisors	7	\$122,500.00
494 - Dr Frank M Volz Jr & Assoc	14	\$116,180.00
559 - NYS Department of Health	6	\$110,377.20
3662 - Nicky Diggs Excavation	1	\$110,265.58
295 - Village of Saugerties	7	\$110,097.24
2335 - Complete Building Solutions Inc	29	\$109,529.60
433 - Town of Hardenburgh	8	\$109,374.00
3560 - Lothrop Associates LLP	10	\$106,936.46
1605 - The Charlton School	9	\$105,764.16
830 - Lynch Auto Parts	969	\$105,181.23
1607 - NYS School for the Blind	4	\$101,539.80
895 - Sullivan County Community College	5	\$101,338.29
3577 - Delta Dental of Pennsylvania	7	\$100,720.00
1540 - Ulster County Resource Recovery Agency	29	\$99,753.36
3655 - Carbone Toyota of Benington	4	\$99,638.68
412 - West Publishing Corporation	120	\$98,602.77

Vendor	Invoice Count	Invoice Totals
711 - COARC	10	\$97,880.04
403 - Unlimited Care Inc	31	\$97,687.43
783 - Bottini Fuel Oil	83	\$97,464.86
2661 - Today Media	9	\$96,183.50
39 - Safeco Alarm Systems Inc	56	\$96,062.65
2911 - J & J Sass Electric Inc	3	\$94,813.39
342 - Roemer Wallens Gold & Mineaux LLP	34	\$90,634.88
447 - Carvn Elizabeth Cornielle	17	\$86,990.00
2169 - Fallsburg Central School District	2	\$85,784.40
3597 - Graham Windham	7	\$85,357.94
177 - Lawrence Raymond Shelton	109	\$81,077.12
3694 - Pettinelli Recreation Inc	2	\$81,052.04
642 - Mombaccus Excavating Inc	15	\$80,877.73
339 - Inspire	10	\$80,633.38
523 - VMC Group Inc	9	\$80,593.34
3437 - Traffic Systems Inc	4	\$79,614.00
2599 - The Wellspring Foundation Inc	8	\$79,420.38
450 - Van Dale Properties LLC	10	\$79,038.00
3570 - PMC Associates	1	\$77,202.81
402 - Ulster Savings Bank	24	\$75,524.25
451 - Brinnier and Larios PC	19	\$72,130.50
2209 - Livingston Manor Central School District	1	\$71,687.98
594 - Toddler Genius Inc	15	\$71,145.00
352 - Emergency One	719	\$70,146.90
934 - NYS Office of Mental Health	6	\$69,388.46
487 - NTS Data Services LLC	3	\$69,118.49
755 - Van Bortel Chevvy Inc	2	\$68,147.56
3534 - Mountain Lake Children's Residence Inc	9	\$68,125.90
1703 - Bobcat Company	1	\$68,084.20
1961 - Clinton Avenue United Methodist Church	15	\$67,260.70
393 - Rondout Legal Services Inc	869	\$67,061.54
1346 - D'Andrea Law Offices PC	59	\$65,141.89
2147 - Advanced Therapy PLLC	21	\$64,671.00
289 - Always There Family Home Care	9	\$63,022.44
482 - Milestones for Munchkins Therapy Professionals	22	\$61,955.00
2743 - United Uniform Distribution LLC	80	\$61,622.87
301 - Youth Advocate Programs Inc	7	\$60,164.50
1329 - Drescher & Malecki LLP	4	\$59,214.00
3643 - New Directions Youth and Family Services Inc	7	\$58,852.47
834 - Arts Mid-Hudson Inc	1	\$58,125.00
3178 - Communicate to Connect	12	\$57,625.00
2600 - NDI Recognition Systems	2	\$56,227.35
540 - Creighton Manning Engineering LLP	6	\$56,113.17
770 - TechHealth Inc	12	\$55,601.38
419 - Dutchess Tekcon Industries Inc	77	\$54,956.30
2847 - Skeo Solutions Inc	5	\$54,882.72
3273 - Don's Ford	1	\$54,257.00
315 - Continuum Systems	1	\$53,815.44
350 - Rolling V Bus Corp	9	\$53,591.59
133 - Commercial Driver Training Inc	16	\$53,490.00
364 - Bonadio & Co LLP	16	\$52,527.86
2748 - HP Inc	13	\$51,919.12
562 - Easter Seals New York Inc	15	\$51,529.66
913 - VHB Engineering Surveying and Landscape Arch PC	9	\$51,300.04
3759 - Mid-Hudson Valley Federal Credit Union	1	\$50,906.85
181 - Trident Insurance Services LLC	2	\$50,000.00
1412 - Village of New Paltz	1	\$49,806.87
2359 - Jacquelyn Arsenuk	10	\$49,782.78
2387 - BAE Systems Controls Inc	3	\$48,600.00
293 - VC3 Inc	9	\$48,492.00
2138 - Graybar Electric Co Inc	3	\$48,394.71
363 - Black Creek Integrated Systems Corp	1	\$47,643.00
856 - Graincor	184	\$47,177.69
3404 - Edward C Bruno Esq PC	25	\$46,906.98
3480 - Nationwide Court Services Inc	11	\$46,188.50
1179 - Royal Carting Service	45	\$45,669.41
1737 - Total Tool Ltd	4	\$45,633.56
2137 - John Herbert Company	1	\$45,417.75
2484 - Windstream Holdings Inc	9	\$45,084.42
1513 - ColorPage	324	\$45,047.91
628 - Katskill Kids	24	\$44,910.00
2696 - All State Technology Inc	2	\$44,906.50
933 - Valerie L Wacks	68	\$44,904.67
110 - Betty J Potenza	51	\$43,698.32
1454 - Northeast Solite Corp	31	\$43,665.49
2260 - SM Dental PC	9	\$43,530.60
837 - SHI International Corp	6	\$43,492.51

Vendor	Invoice Count	Invoice Totals
123 - Claudia Beth Brown Esq	53	\$43,465.19
861 - Douglas C Wolf	81	\$43,368.50
126 - Bob Barker Company Inc	29	\$42,746.51
1039 - Ben Funk Inc	140	\$42,583.49
695 - Major Police Supply	10	\$42,511.85
1304 - Town of Dennina	5	\$42,497.36
472 - Best Friends Services Inc	54	\$42,272.00
3660 - Milone & MacBroom Inc	1	\$42,094.48
833 - Stuart Borrero Esq	152	\$41,805.75
453 - Mary M Wilsey	10	\$41,740.00
914 - Inter City Tire & Auto Center Inc	30	\$41,611.44
2867 - Vehicle Service Group LLC	1	\$41,161.70
551 - Always Moving & Storage Inc	11	\$41,134.00
1661 - Arkel Motors Inc	36	\$41,093.05
463 - Catskill Association for Tourism Services	2	\$41,000.00
239 - Peckham Industries Inc	4	\$40,929.90
3594 - CBS Radio Inc	1	\$40,750.00
2149 - CT Male Associates Engr, Survey, Arch & LArch DPC	2	\$40,675.27
883 - Andrew J Gilday Esq	76	\$40,374.32
480 - Ulster County Soil & Water Conservation District	2	\$40,031.25
2535 - Schabot's Auto Body	11	\$39,854.58
448 - Trapeze Software Group Inc	8	\$39,662.00
646 - Van Kleeck's Tire Inc	37	\$38,567.80
554 - Kristen L Culiak	14	\$38,475.00
868 - Ulster County Clerk Robert Ryan, Jr.	49	\$37,595.00
220 - GovConnection Inc	1	\$37,258.00
2872 - Alindus Inc	4	\$37,007.80
792 - D&J Distributors	2	\$36,475.00
416 - Encon Services & Supply Inc	102	\$36,396.21
464 - Kathleen H Dittus	19	\$36,159.02
3658 - Neoplanta Restoration Inc	9	\$35,425.00
382 - Therese Elaine Lane	2	\$35,420.00
727 - Herzog Supply Co Inc	14	\$35,400.00
824 - HealthAlliance Hospital - Broadway Campus	287	\$34,433.12
1162 - Gentech Ltd	28	\$34,260.20
557 - HealthAlliance Medical Alert	29	\$33,489.50
3152 - Chazen Engineering Land Surveying & Landscape Arch	7	\$33,468.75
667 - American Tower Management LLC	9	\$33,318.74
421 - New Paltz Rural Cemetery Assoc Inc	36	\$32,857.52
778 - Sandra M Hanstein	18	\$32,835.00
1113 - Ariel Futerfas	34	\$32,529.50
2018 - The Law Offices of Steven Gottlieb	39	\$32,128.16
972 - International Business Machines Corporation	11	\$32,100.00
238 - Pestmaster Services	7	\$32,048.33
3622 - Conner & Winters LLP	291	\$32,016.36
497 - Michelle Yvonne Eckert	6	\$31,885.91
1544 - Dutchess Overhead Doors Inc	14	\$31,485.00
1652 - Anchor Fence Enterprise Inc	43	\$31,447.16
2195 - Margaretville Central School	3	\$30,771.00
813 - Ulster County Community Action Committee Inc	1	\$30,718.59
2107 - NYS Dept of Taxation & Finance	6	\$30,562.50
537 - Claudia L Calaceto	2	\$30,251.82
928 - Joseph M Inarra Esq PC	12	\$30,120.00
1646 - Perkins School For The Blind	43	\$30,086.00
498 - Professional Speech and Language Assoc PLLC	2	\$29,695.41
388 - Next Step Digital LLC	12	\$29,650.00
740 - Mary Lynn Carlson	14	\$29,532.90
1800 - Herkimer County Community College	9	\$29,407.36
573 - Harriet R Miller	5	\$29,071.37
1106 - Vanderheyden Hall Inc	8	\$29,025.00
127 - Bi-Lo Industries	5	\$28,900.59
3435 - Merkel Donohue	26	\$28,626.85
658 - A&T Healthcare LLC	8	\$28,611.60
528 - Surpass Chemical Company Inc	10	\$28,410.72
558 - HealthAlliance Kingston WoRx	12	\$27,920.30
1366 - Joseph V Leahy Funeral Home Inc	7	\$27,877.37
3119 - Amy LaFay Westberg	9	\$27,800.00
3590 - LD Allen Communications Inc	8	\$27,540.00
886 - Fleet Pride Inc	1	\$27,507.90
2295 - J&J Tree Works Inc	94	\$27,387.39
1189 - Jeremiah M Flaherty Esq	4	\$27,325.00
750 - Freer Abstract Inc	37	\$26,965.62
2913 - R C Lacy Inc	8	\$26,880.00
1077 - MorphoTrust USA LLC	72	\$26,743.69
16 - Renata Maria Basile Crimi	1	\$26,641.00
627 - Technical Building Services Inc	9	\$26,565.00
	8	\$26,379.50

Vendor	Invoice Count	Invoice Totals
1026 - Marshall Nadan	22	\$26,028.19
60 - InterAct Public Safety Systems	4	\$25,940.38
698 - Envirollogic of New York Inc	22	\$25,938.50
910 - Lowe's Home Centers LLC	231	\$25,766.91
2213 - Valley Central School District	2	\$25,762.30
982 - NYS Association of Counties (NYSAC)	6	\$25,687.00
1115 - Jewish Child Care Association of New York	2	\$25,660.35
1047 - NYS Dept of Labor Unemployment Insurance Div	4	\$25,652.27
2998 - Leaps and Bounds Therapeutic Intervention, OT, SLP	19	\$25,605.00
3148 - Buckhurst Fish & Jacquemart Inc	6	\$25,603.09
1549 - Phase II Diesel Inc	59	\$25,534.19
2803 - Uniforms USA Inc	547	\$25,469.50
3060 - DTC Communications Inc	1	\$25,271.00
515 - Resource Center for Accessible Living Inc	8	\$25,200.00
3659 - Bear Cloud Software LLC	1	\$25,000.00
2190 - State of New York Office of the State Comptroller	11	\$24,885.84
365 - Court Appointed Special Advocates of Ulster County	4	\$24,775.53
3174 - Wapner Koplovitz & Futerfas PLLC	27	\$24,758.87
148 - Inner Space Systems Inc	3	\$24,726.00
348 - Kelly A Ferrara	8	\$24,675.00
2189 - Arun K Lahiri	23	\$24,320.83
3003 - 3Degrees Group Inc	3	\$24,031.50
798 - Timely Signs of Kingston Inc	41	\$23,746.52
1216 - Town of Kingston	5	\$23,698.89
3172 - Postler & Jaeckle Corp	8	\$23,543.75
3318 - Robert J Fisher	14	\$23,397.95
57 - WDST	18	\$23,300.00
3588 - Able Equipment Rental Inc	2	\$23,105.00
2950 - Legal Services of the Hudson Valley	4	\$23,066.50
349 - Computer Professionals International	18	\$22,803.58
2429 - Infolinx System Solutions	1	\$22,680.00
380 - Jewish Family Services of Ulster County Inc	23	\$22,676.07
2188 - Rekha Nori	38	\$22,196.75
1053 - N&S Supply of Fishkill Inc	41	\$22,189.97
2731 - Rebecca Lisa Balzac	6	\$21,937.50
3057 - The Aftermarket Parts Company LLC	56	\$21,918.35
3282 - Sandhu Contracting Inc	2	\$21,700.00
1143 - Paraco Gas Corp	30	\$21,673.25
566 - EMTech	4	\$21,596.66
141 - Environmental Systems Research Institute Inc	1	\$21,300.00
3452 - Meridian Medical Technologies Inc	1	\$21,066.75
739 - Nancy L Cormier	9	\$21,066.27
553 - Joanna Nadoolman	18	\$21,000.00
379 - James McGuinness & Associates Inc	3	\$20,625.00
1884 - Kevin L Smith MD	4	\$20,569.87
3419 - Audio-Video Corporation	1	\$20,539.72
3070 - Federal Eastern International LLC	5	\$20,520.00
1286 - Global Equipment Co	15	\$20,407.09
955 - Ulster Federal Credit Union	9	\$20,357.64
1307 - Counsel Press LLC	25	\$20,276.50
1231 - Tonche Association Inc	3	\$20,260.62
814 - Spring Lake Fire Dept	3	\$20,043.57
1323 - Paul J Van Blarcum - URGENT	2	\$20,000.00
3687 - FM Office Products	4	\$19,783.12
2218 - Jill M Aquanno	19	\$19,758.58
1667 - Haight Fire Equipment Supply Inc	15	\$19,679.79
483 - Margaret Simmons-Jackson	13	\$19,650.00
2997 - Jesse Smith	14	\$19,400.00
3313 - Mever Contracting Corporation	2	\$19,350.00
329 - Eastern Heating & Cooling Inc	3	\$19,061.00
546 - Phoenix Graphics Inc	7	\$18,741.90
105 - Pamal Broadcasting LTD	34	\$18,650.00
1565 - Maynard O'Connor Smith and Catalinotto LLP	67	\$18,526.97
2838 - Inclusion Solutions LLC	2	\$18,413.00
3104 - Luminary Media	2	\$18,288.22
320 - H O Penn Machinery Company Inc	30	\$18,228.83
2732 - Construction Tool Warehouse	50	\$18,150.93
3593 - Doreen Valerie O'Keefe	6	\$18,060.00
519 - Iron Mountain Information Management LLC	9	\$17,964.62
2119 - Tri County Refrigeration Inc	3	\$17,796.00
985 - United Parcel Service Inc	105	\$17,561.51
845 - Anthony L Burkert Esq	19	\$17,550.10
80 - GroundPoint Technologies LLC	1	\$17,500.00
3650 - Eastern Communications Ltd	1	\$17,479.76
1150 - Clear Channel Outdoor Inc	9	\$17,355.00
2995 - Ray Palmer Associates Inc	3	\$17,333.31
3335 - Charity R Rodriquez	9	\$17,332.36

Vendor	Invoice Count	Invoice Totals
674 - Alexandra Hafner	16	\$17,325.00
2098 - Hudson Valley Audio Visual Inc	2	\$17,247.00
561 - Insight Public Sector Inc	4	\$17,244.95
2206 - Ulster County SPCA	13	\$17,209.00
1638 - DRS Imaging Services Inc	1	\$17,199.00
3199 - Paul J Connolly	1	\$17,095.36
823 - Imperial Supplies LLC	6	\$17,038.44
882 - Kenneth D Gilligan	30	\$17,032.20
1050 - Eagle Point Gun / T J Morris & Son	4	\$16,979.28
415 - Robert E Mecj	9	\$16,810.00
1063 - MailFinance Inc	5	\$16,728.00
3115 - Alcohol Monitoring Systems Inc	10	\$16,686.33
3627 - Seeler Engineering PC	2	\$16,616.27
90 - Hudson River Truck Equipment Inc	15	\$16,554.26
3342 - Matula-Evans Law Firm PC	17	\$16,496.25
704 - D&W Diesel Inc	28	\$16,493.87
201 - Automon LLC	1	\$16,349.38
669 - JML Quarries Inc	7	\$16,223.04
362 - American Red Cross	9	\$16,200.00
777 - Melissa Ann Carpino	17	\$16,163.40
958 - The Ellenbogen Group Inc	10	\$16,132.64
2237 - Randall Wallace	1	\$15,920.34
386 - Milliman Inc	1	\$15,841.50
3607 - Flexible Benefits System Inc	16	\$15,817.50
1368 - Luzon Environmental Services	5	\$15,807.00
486 - Maximum Security Products Corp	2	\$15,750.00
938 - Kenvon Trachte	17	\$15,647.64
2080 - Moore Electronics	10	\$15,611.00
1621 - Rockland Community College	3	\$15,592.00
271 - Vulcan Inc	4	\$15,522.32
213 - Essex Technology Group Inc	2	\$15,410.00
1408 - Cranesville Block Company Inc	14	\$15,338.00
10 - B & H Foto & Electronics Corp	16	\$15,064.82
3455 - Airosmith Development	1	\$15,001.00
1660 - Federated Sportsmen's Clubs of Ulster Cnty NY Inc	2	\$15,000.00
2670 - Bishop Peak Technology Inc	1	\$15,000.00
99 - Ingram Law Firm	39	\$14,989.74
509 - Jenifer Nerone	32	\$14,934.00
1715 - Time Warner Cable Inc	9	\$14,925.46
3531 - John Robert Sandleitner	9	\$14,872.50
2108 - American Petroleum Equipment & Construction Co Inc	6	\$14,862.09
2029 - Kinney Management Services LLC	1	\$14,760.00
621 - Elizabeth Ann Mundt	27	\$14,750.00
400 - Tri-State Traffic Data Inc	1	\$14,727.00
885 - BlueTarp Financial Inc	23	\$14,596.97
2318 - Mary Ann Haskell	11	\$14,475.00
2464 - Overlook Mountain Tower LLC	8	\$14,472.00
309 - LexisNexis	30	\$14,355.34
1864 - NMS Labs	12	\$14,320.50
258 - Time Warner Cable Entertainment LLC	75	\$14,274.12
3263 - RBT CPAs LLP	2	\$14,205.00
645 - Spinnenweber PFV LLC	20	\$14,154.19
578 - NYS PSP for People Who Are Blind NYSPSP	12	\$14,075.38
596 - Any Time Home Care Inc	9	\$13,999.08
1217 - Thermal Environmental Sales Inc	5	\$13,895.50
784 - Zahava Wilson	33	\$13,860.00
608 - Venesky & Company	1	\$13,750.00
862 - Fall Fittinas Inc	13	\$13,744.22
1936 - Lenovo (United States) Inc	1	\$13,668.00
2240 - Municipal Emergency Services Inc	3	\$13,649.58
2279 - Eleanor R Minsky	7	\$13,646.43
3050 - Isolved HCM LLC	10	\$13,579.85
371 - EBP Supply Solutions	8	\$13,504.10
905 - Ulster Publishing Co Inc	98	\$13,483.47
2684 - PubWorks	2	\$13,360.00
3385 - Elizabeth Ann Harnett	8	\$13,355.00
1475 - L T Beqnal Motor Co	3	\$13,287.01
1738 - GAPVAX INC	3	\$13,135.78
440 - Patricia Helen Scoqnamiqlio	9	\$12,975.00
146 - Hill & Markes Inc	20	\$12,967.07
394 - Allyson E Shannon	13	\$12,900.00
876 - Keil Equipment Co Inc	12	\$12,857.75
3365 - LilyPad EV LLC	1	\$12,829.00
3076 - Netsmart Technologies Inc	6	\$12,811.86
227 - Kodak Alaris Inc	3	\$12,790.00
3221 - Healey Chevrolet Inc	75	\$12,729.45
418 - Envelopes & Printed Products Inc	51	\$12,720.00

Vendor	Invoice Count	Invoice Totals
884 - Tompkins Cortland Community College	4	\$12,674.33
2805 - Patrick Kelly	11	\$12,600.00
1608 - Broome Community College	4	\$12,474.63
3462 - Law Office of Cappv Weiner	29	\$12,364.73
372 - Electronic Service Solutions Inc Westchester	6	\$12,344.50
466 - Lori Darlene Schwark	13	\$12,255.00
299 - Welch Industrial Supply Co Inc	39	\$12,166.92
428 - Gotham Refining Chemical Corp	3	\$12,156.25
906 - Daily Freeman	25	\$12,084.01
3596 - Simulator Systems International	2	\$12,070.00
157 - Montage Enterprises Inc	9	\$11,983.75
1183 - Beautiful Bodies Auto Body	4	\$11,948.14
409 - Visual Computer Solutions Inc	1	\$11,926.30
2713 - LexisNexis Matthew Bender	25	\$11,918.53
1837 - Westchester Tractor Inc	2	\$11,820.31
1650 - IHeartMedia Inc	9	\$11,640.00
131 - Architectural Door & Hardware of New York	4	\$11,587.32
931 - Melvin T Higgins	11	\$11,515.84
1110 - Klomm Construction LLC	13	\$11,509.20
762 - HZ Electric Supply Co	98	\$11,486.94
2690 - Inger Christensen-Dorney	21	\$11,439.66
3414 - MJM Consulting LLC	1	\$11,394.35
325 - Alarm and Suppression Inc	4	\$11,315.00
462 - CPM Service	7	\$11,214.40
2728 - Michelle Irene Rosien	1	\$11,098.19
1012 - Lily Lake LLC	10	\$11,045.82
962 - Hudson Valley Regional Council	1	\$11,000.00
3513 - Viking Cives USA	5	\$10,905.18
2196 - Palisades Interstate Parks Commission	2	\$10,891.84
3068 - Bryant Nutrition PLLC	6	\$10,805.43
7 - Interstate Battery of the Hudson Valley	17	\$10,796.52
2824 - CelesteGravesFitness	14	\$10,750.00
2521 - Greenman-Pedersen Inc	4	\$10,590.00
Subcarrier Communications	1	\$10,495.29
3629 - Northeast Heating Cooling Refrigeration Co Inc	1	\$10,465.00
1466 - Shawanquik Journal	33	\$10,450.30
3341 - Vigilant Solutions LLC	3	\$10,442.50
3521 - Tracy E Steeves	5	\$10,427.50
575 - Noble Gas Solutions Inc	55	\$10,418.66
929 - Theodore J Stein	5	\$10,413.79
3360 - All About Kids	10	\$10,400.00
1995 - JNC Consulting	41	\$10,350.00
257 - Seamon-Wilsey Funeral Home Inc	21	\$10,345.90
1173 - Robert H Finke & Sons Inc	8	\$10,314.38
1025 - Jason M Lesko Esq	2	\$10,313.91
179 - Sarah Samuels	8	\$10,200.00
2017 - New York Public Welfare Association Inc	15	\$10,177.80
1900 - Lighttower Fiber Networks II LLC	7	\$10,155.90
835 - CUNY Manhattan Borough Comm College	2	\$10,120.00
3575 - Corporate Service Supply & Manufacturing Inc	1	\$10,037.59
1135 - American Solutions for Business	8	\$10,001.73
222 - Hudson Valley Tourism Inc	2	\$10,000.00
794 - Awareness Inc	1	\$10,000.00
2991 - Southeast Plumbing Corporation	2	\$9,950.00
1713 - HA Schreck Inc	4	\$9,882.90
3552 - NAS Security Systems Inc	1	\$9,840.00
963 - Corcraft	9	\$9,818.50
696 - Rest Assured Alarm System Inc	7	\$9,804.00
1178 - Goodyear Wholesale Tire Center	14	\$9,771.36
3567 - Udemv Inc	2	\$9,683.15
2673 - Susan Laporte Esq	18	\$9,596.76
619 - Hope Brennan	11	\$9,575.00
3073 - Joseph A Ferrigno PC	12	\$9,555.00
1343 - Armory Associates LLC	1	\$9,500.00
3547 - UPAC LLC	2	\$9,375.00
915 - Kingston Tool Distributors Inc	10	\$9,302.76
3602 - Mildred Elley School	2	\$9,160.90
198 - Laura A Stafford-Kochon	6	\$9,150.00
1160 - Mid-Hudson Pattern for Progress Inc	3	\$9,105.00
56 - Spectra Associates Inc	1	\$9,097.20
1237 - Onondaga Community College	2	\$9,042.00
1615 - Cayuga Community College	8	\$9,003.29
976 - Bob Perry's Service Station	25	\$8,924.50
746 - Destinations of New York State	9	\$8,885.00
3326 - Jack H Weiner	1	\$8,882.77
2110 - Bowitch & Coffey LLC	16	\$8,880.00
3747 - The Republican Company	1	\$8,850.00

Vendor	Invoice Count	Invoice Totals
1698 - New Hampshire Hydraulics Inc	10	\$8,799.59
2134 - ChargePoint Inc	3	\$8,778.00
3006 - Maria Karkos-Ford	10	\$8,700.00
2813 - Public Safety Psychology PLLC	17	\$8,675.00
1117 - Arcola Sales & Services	17	\$8,662.24
3555 - Found Desian LLC	1	\$8,641.25
1946 - Touch Sonic Technologies	1	\$8,640.00
216 - Eastern States Electrical Supply Co	38	\$8,521.72
984 - US Postmaster	7	\$8,505.03
3583 - Chmura Economics & Analytics LLC	2	\$8,500.00
1448 - IITS Networks & Automation Group	1	\$8,500.00
1498 - NY Welcomes You Inc	1	\$8,500.00
2730 - Patricia R Rice	9	\$8,400.00
308 - Redwood Toxicology Laboratory Inc	6	\$8,391.25
311 - RF Peck Co Inc	2	\$8,382.68
801 - Accumedic Computer Systems Inc	1	\$8,380.80
1983 - Tectonic Engineering & Surveying Consultants PC	6	\$8,328.00
1007 - EagleGM Diesel Co Inc	33	\$8,287.22
715 - Nick Roberti's Marine Inc	5	\$8,229.56
629 - Johnson's Signs & Tees	21	\$8,217.75
1318 - Sawyer Motors	33	\$8,151.61
1644 - Dominion Voting Systems Corp	1	\$8,145.00
1534 - Hoffman Equipment Co	9	\$8,120.66
936 - Hoppenstedt Veterinary Hospital	40	\$8,111.44
1303 - NYS Div of Homeland Security & Emergency Services	1	\$7,988.39
335 - Loucks Funeral Home	3	\$7,890.00
1024 - Cook Netter Cloonan Kurtz Murphy PC	4	\$7,883.00
3262 - Kristin Elizabeth Hauser	11	\$7,800.00
2356 - Nancy Lynn Keyasko	9	\$7,800.00
2120 - Premier Auto Body	2	\$7,793.26
640 - Hudson Valley Appraisal Corporation	3	\$7,750.00
313 - American Printing & Office Supplies	60	\$7,737.90
3177 - Lindsay Heather Kaplan	16	\$7,690.50
1365 - Louisa Finn	11	\$7,650.00
341 - Katherine Reich	4	\$7,650.00
1199 - Crawford Filtration Inc	7	\$7,585.80
37 - KONE Inc	1	\$7,575.30
182 - Transaxle LLC	9	\$7,510.16
3077 - 1500 NYS Rte 208 LLC	10	\$7,500.00
768 - Systems Development Group Inc	1	\$7,500.00
1948 - The Valley Table Inc	1	\$7,500.00
Thomas J. Riordan	1	\$7,500.00
3518 - Sawyer Chevrolet Inc	10	\$7,485.26
925 - Joseph R Trapani	7	\$7,454.80
2856 - Ally Financial Inc	27	\$7,354.17
516 - Cryo Weld Corp	44	\$7,257.88
1021 - Sharon E Cherny	13	\$7,249.12
476 - The DiDonato Funeral Service Inc	6	\$7,112.98
1977 - Home Plate Deli & Caterers	4	\$7,070.00
3439 - Byrnes Message Bureau LLC	46	\$7,062.95
675 - Pamela Ann Garitta	7	\$7,050.00
1058 - Alfandre Architecture PC	15	\$7,012.25
Bennett Munch	1	\$6,995.37
377 - Humiston Funeral Home Inc	13	\$6,992.60
3705 - Keystone Precision Instruments	1	\$6,991.50
1037 - Denter Sand & Gravel Inc	9	\$6,975.00
513 - Pine Professional Center LLC	4	\$6,900.00
2517 - Brenntag Northeast Inc	1	\$6,898.00
758 - Lifequard Systems Inc	1	\$6,828.04
1982 - Erin E Kaylor	10	\$6,750.00
389 - Northeast Polygraph Services Inc	8	\$6,750.00
679 - Martinelli Custom Publishing	2	\$6,750.00
333 - Troy Harrison	14	\$6,740.00
843 - Luminary Publishing Inc	5	\$6,726.50
426 - Joni M Hobart-Adin	14	\$6,725.00
816 - Wolberg Electrical Supply Co	23	\$6,722.53
3407 - J&D Ultracare Corporation	6	\$6,687.50
2179 - Lawrence S Menkes PC	8	\$6,638.50
3394 - Kaatskill Development Holdings LLC	10	\$6,500.00
3740 - Hearst Communications Inc	3	\$6,500.00
2789 - Professional Sports Publications Inc	1	\$6,500.00
1342 - NYS Conference of Local Mental Hygiene Directors	3	\$6,495.37
103 - Island Tech Services LLC	5	\$6,415.25
122 - Bullet Appliance Repairs Inc	9	\$6,391.96
3526 - Vietnam And All Veterans Of Brevard Inc	1	\$6,372.00
353 - NEMO-Q Inc	4	\$6,365.00
3403 - Rollin Cole Tools LLC	8	\$6,351.56

Vendor	Invoice Count	Invoice Totals
881 - Joseph W Coburn Esq	12	\$6,339.26
3769 - Humilis Timber (Gutchess-NY) LLC	1	\$6,300.00
3494 - Top Notch Seamless Gutters	1	\$6,300.00
716 - Northeast Data Destruction & Recycling LLC	19	\$6,297.70
765 - Elite K-9 Inc	5	\$6,269.69
3471 - Syn-Tech Systems Inc	2	\$6,264.80
1119 - Walmart Community	12	\$6,254.57
536 - Shannon Keyser Ashcroft	11	\$6,225.00
1071 - The Sherwin Williams Co	24	\$6,159.44
1820 - Interaction Insight Corporation	1	\$6,145.00
2052 - LAN Associates LLP	2	\$6,070.00
1061 - NYS Office of Information Technology Services	10	\$6,000.00
2940 - Martin's Foods of South Burlington LLC	2	\$6,000.00
3709 - Professional Specialty Publications LLC	1	\$6,000.00
260 - Safelite Autoqlass	20	\$5,898.55
1094 - Galls LLC	15	\$5,867.09
3720 - NYS OPWDD	1	\$5,864.31
3639 - Shandaken Theatrical Society	2	\$5,841.52
354 - Rachel Jewelewicz-Nelson	10	\$5,800.00
3239 - Children's Home of Wyoming Conference	2	\$5,788.47
974 - MidHudsonNews.com	8	\$5,775.00
1120 - Claude Schleuderer	16	\$5,750.00
Dennis Rucker	1	\$5,738.77
432 - Paper Mart Inc	8	\$5,713.00
1258 - Stalker Radar	2	\$5,712.20
2159 - Buono Funeral Service Inc	2	\$5,667.50
994 - Judith C DeSilva CSR	7	\$5,666.50
3321 - Erin Anderson	2	\$5,660.00
1327 - Home Health Care and Companion Agency Inc	7	\$5,656.73
3734 - Winton Waters Inc	2	\$5,655.00
3640 - TheraManager LLC	1	\$5,631.00
1129 - Dowser Water	379	\$5,621.94
2877 - Catskill Mountain Foundation Inc	8	\$5,600.00
1861 - Safety-Kleen Systems Inc	14	\$5,566.52
1863 - David E Woodin LLC	2	\$5,564.96
381 - K/W Cross Connection Control LLC	7	\$5,562.02
2368 - Superior Lubricants Co Inc	4	\$5,523.11
2632 - Judy Ann Shapiro	10	\$5,510.00
442 - Eaton Corporation	1	\$5,507.00
1312 - Townsquare Media - Hudson Valley	7	\$5,480.00
1044 - Mohonk Preserve Inc	1	\$5,408.41
2633 - Law Offices of James Yastion PLLC	17	\$5,390.00
1436 - NYC Department of Environmental Protection	2	\$5,390.00
819 - Ulster County Regional Chamber of Commerce Inc	26	\$5,340.00
807 - Mohawk Valley Community College	4	\$5,333.00
445 - Inmagic Canada Software	1	\$5,306.00
376 - Gilpatric-VanVliet Funeral Home LLC	9	\$5,297.00
Dennis Rucker	1	\$5,255.30
3519 - R82 Inc	3	\$5,208.80
2004 - Lighthouse Media Solutions Inc	2	\$5,200.00
3289 - New Horizons of Albany	2	\$5,200.00
374 - Fusion Graphix Inc	11	\$5,177.45
1281 - Donna Meo	22	\$5,155.24
1673 - Vantage Equipment LLC	6	\$5,149.50
743 - Mid-Hudson Photo ID	5	\$5,139.85
3525 - Cornerstone Services Inc	2	\$5,095.22
838 - Regional Help Wanted Inc	8	\$5,080.00
61 - Timothy Murphv	7	\$5,080.00
911 - Mobil Satellite Technologies	2	\$5,031.88
1225 - Willpower Radio LLC	3	\$5,000.00
3616 - Hudson Valley LGBTQ Community Center Inc	2	\$5,000.00
1262 - Michael A Andrews	1	\$5,000.00
3806 - Hudson Valley Custom Canvas	1	\$5,000.00
3574 - Alex Van Levin	1	\$5,000.00
474 - Henry Hudson Tours Inc	7	\$4,997.50
775 - PJ Gallagher Sons Inc	25	\$4,990.04
3679 - Lately Inc	4	\$4,946.70
2536 - Ann Elizabeth Gregory	10	\$4,935.00
3391 - Christopher M Bodin	7	\$4,925.00
1881 - Finger Lakes Community College	3	\$4,905.47
367 - Patricia DeCicco	10	\$4,875.00
3725 - CSM West Consulting Inc	1	\$4,848.00
3634 - Haun Welding Supply Inc	1	\$4,830.00
United States of America	1	\$4,813.22
3079 - Paul L Gruner	5	\$4,806.25
1138 - Madavor Media LLC	4	\$4,800.00
2130 - PlugIn Stations Online	2	\$4,750.00

Vendor	Invoice Count	Invoice Totals
3739 - Wendy Levv Psyd Clinical Psycholoqist LLC	1	\$4,736.50
3647 - DDC Distribution LLC	1	\$4,692.14
64 - CTM Media Group Inc	3	\$4,644.00
1410 - Michael Torsonone Memorial Funeral Home Inc	13	\$4,626.84
272 - Hudson Valley Door & Hardware	3	\$4,564.79
3765 - Dutchess School of Driving Inc	1	\$4,540.00
1215 - Lincoln Aquatics	7	\$4,538.55
3280 - Tara Sanders	3	\$4,500.00
3346 - Weissco Power LLC	1	\$4,500.00
1485 - Red Hawk Fire & Security LLC	3	\$4,482.00
1267 - Seon System Sales Inc	2	\$4,437.00
1507 - Arista Flaq Corporation	2	\$4,422.00
988 - Adams Fairacre Farms Inc	4	\$4,414.11
3672 - Law Office of Jonna M Spilbor PLLC	1	\$4,398.75
2051 - Kenco Work & Safety Store Inc	7	\$4,379.50
3349 - 534 Saratoqa Broadway LP	2	\$4,377.59
3830 - Crown Castle Fiber LLC	3	\$4,343.22
3074 - CUNY Queensborough Community College	1	\$4,311.00
2554 - Chrysler Capital / CCAP Auto Lease Ltd	17	\$4,310.63
2817 - John A DeGasperis Esq PC	2	\$4,295.00
2715 - Mary Teresa Segreti	11	\$4,275.00
521 - Interboro Packaaginq Corporation	9	\$4,262.10
38 - Laboratory Corporation of America Holdings	50	\$4,253.63
242 - NYS Department of Civil Service	1	\$4,228.00
85 - Hillvard Inc	9	\$4,186.98
446 - Keyser Funeral & Cremation Service Inc	5	\$4,185.00
631 - Jamie Frances York	10	\$4,158.28
228 - Kingston Auto Supply Inc	59	\$4,127.73
1088 - NYATEP	2	\$4,127.50
1875 - NYS Association of County Health Officials	1	\$4,125.03
2341 - Eric W Naiburq Esq	4	\$4,100.00
3681 - Hudson Valley Public Radio Inc	9	\$4,075.00
1091 - Evenflo Company Inc	1	\$4,001.90
3413 - Hoffman Car Wash Inc	11	\$4,000.00
175 - Steven B Silverman	4	\$4,000.00
1139 - The American Institute of Architects	1	\$3,999.99
1710 - Kingston Caps & Trailers Inc	12	\$3,978.00
1459 - Benson Steel Fabricators	3	\$3,975.00
1020 - Golfinq Maqazine New England	4	\$3,950.00
132 - Copeland Funeral Home Inc	13	\$3,934.40
1319 - Ben Franklin Store	1	\$3,900.00
535 - Manpower US Inc	13	\$3,892.69
Janata, Lacap & Hazen LLP, attorney for Petitioner	1	\$3,890.63
3345 - Mannino Electric Inc	1	\$3,887.00
3592 - LLPS Inc	2	\$3,879.00
595 - The Tree House Inc	4	\$3,843.90
3409 - Ellenville Regional Hospital	6	\$3,840.00
2852 - Public Enqines Inc	1	\$3,838.80
1831 - Genesee Community Colleege	3	\$3,836.67
1546 - Premier Biotech Inc	3	\$3,825.25
2779 - Dutton Architecture PLLC	2	\$3,763.25
3789 - Aqera Energy LLC	5	\$3,739.42
1293 - Maria Smith	22	\$3,710.00
909 - NYTECH Supply Co	12	\$3,700.62
3042 - Yankee Publishing Inc	1	\$3,700.00
894 - Sauqerties Marina LLC	9	\$3,697.57
Robert G Litt, as attorney for petitioner	1	\$3,661.03
82 - National Assoc of Counties	1	\$3,650.00
3059 - Eric Matthew Simmons	12	\$3,616.87
436 - Angelynn F Pinto Psyd LLC	4	\$3,600.00
3580 - White Venuto&Morrill Funeral and Cremation Service	1	\$3,600.00
1155 - Campinq World RV Sales of Kingston	6	\$3,586.71
1839 - Dawes Septic and Repair	1	\$3,575.00
3693 - Link to Life	1	\$3,567.00
1716 - Valerie T Hill	14	\$3,556.00
2919 - Troy Belting and Supply Company Inc	3	\$3,552.00
809 - Schenectady County Community Colleege	2	\$3,551.33
1290 - Ameda Inc	4	\$3,548.34
725 - Uline Inc	5	\$3,527.11
2069 - E-conolight LLC	5	\$3,513.78
2994 - Jessica L Brady	9	\$3,508.74
3695 - McNamee Lochner PC	5	\$3,500.00
2833 - David-Jacobs Publishing Group LLC	1	\$3,500.00
3775 - Pix4D Inc	1	\$3,500.00
980 - Marvin R Birnbaum	3	\$3,458.34
583 - Zones Inc	4	\$3,452.50
1272 - NYS Government Finance Officers Assoc Inc	12	\$3,425.00

Vendor	Invoice Count	Invoice Totals
2233 - New York Tactical Officers Association Inc	2	\$3,424.89
3095 - Solution Engineers Inc	14	\$3,400.00
2267 - John G Sisti	11	\$3,362.03
1000 - Med-Part	7	\$3,359.64
3652 - Environmental Products & Services of Vermont Inc	1	\$3,340.00
2441 - Intab LLC	2	\$3,297.03
989 - Daniel Gartenstein	4	\$3,285.00
871 - VISITvortex	3	\$3,285.00
3214 - Legal Shred	8	\$3,284.40
166 - PC Smith and Son Inc	20	\$3,262.08
2264 - Surveillance Video Group LLC	1	\$3,260.00
872 - Fastenal Co	34	\$3,254.95
2876 - Rapiscan Systems Inc	1	\$3,254.55
1554 - Soldier On Inc	13	\$3,250.00
630 - George Cole Auctions Inc	1	\$3,250.00
3324 - Hawkeye Roofing Services LLC	1	\$3,250.00
1845 - Triad Service Center	7	\$3,243.09
3587 - Dutchess BOCES	4	\$3,220.00
1083 - Quail Hollow Events Inc	1	\$3,210.38
731 - Charles A Groeters & Son Inc	3	\$3,201.27
2719 - Journeyworks Publishing Inc	2	\$3,191.70
3733 - Trailer King Inc	1	\$3,191.34
3586 - Ink Publishing Corp	1	\$3,188.00
3219 - North Star Systems Corp	1	\$3,186.00
2385 - Randy I Siper Esq	6	\$3,184.50
3568 - S Camerota & Sons Inc	3	\$3,170.77
1311 - Sirchie Fingerprint Laboratories	8	\$3,152.08
3606 - Stuart L Dawson	2	\$3,141.00
2544 - T-Mobile USA Inc	2	\$3,141.00
1583 - Zack Academy Inc	1	\$3,129.00
1068 - E B Gormley Funeral Home	1	\$3,100.00
83 - PeopleSystems	3	\$3,098.70
1598 - David Weber Oil Co	4	\$3,089.25
1313 - Getaways On Display Inc	1	\$3,084.00
1236 - Adirondack Community College	2	\$3,070.00
1353 - DLT Solutions	1	\$3,067.77
1464 - Excel Auto Glass Corp	9	\$3,064.54
3259 - Beam Mack Sales & Service Inc	6	\$3,060.37
1429 - Sheldon Hill Forestry Supply	8	\$3,052.80
2409 - Dutchess County	1	\$3,027.50
2955 - Phoenicia Festival of the Voice Foundation	1	\$3,000.00
3674 - Smartsheet Inc	1	\$3,000.00
Klein & Sons Logging	1	\$3,000.00
1574 - Protec Instrument Corporation	1	\$2,995.00
3630 - American Aluminum Accessories Inc	1	\$2,994.51
171 - George W Redder Esq	3	\$2,977.50
1328 - Romeo Chevrolet Buick GMC LLC	25	\$2,965.05
3692 - Shawn Weed	5	\$2,948.40
1254 - The Remi Group LLC	2	\$2,926.98
647 - AT&T	33	\$2,924.08
511 - Electronic Systems & Controls Inc	4	\$2,895.00
397 - Taconic Resources for Independence Inc	14	\$2,888.00
255 - Battery Junction	4	\$2,868.29
789 - Woodstock Lock and Safe Inc	16	\$2,856.91
358 - ACOM Solutions Inc	2	\$2,854.00
542 - Office of Daniel E Green Esq	1	\$2,852.10
Robert & Joanna Blum	1	\$2,842.48
918 - NYS Sheriff's Assoc Inc	7	\$2,840.00
2590 - Highland Hose Company No 1 Inc	1	\$2,834.68
890 - Law Office of Mitchell H Spinac	9	\$2,830.50
1181 - Adirondack Trailways	9	\$2,814.75
3605 - Extra Space Management Inc	9	\$2,810.80
405 - Lasher Funeral Home Inc	8	\$2,810.80
496 - Provider Consulting Solutions Inc	1	\$2,809.00
1049 - G&G House of Wheels	13	\$2,805.51
1797 - United Rotary Brush Corporation	2	\$2,802.98
1356 - Dyshuk Awards Division LLC	1	\$2,771.75
979 - Ferrara & Sullivan	2	\$2,755.66
901 - Cummins Northeast LLC	7	\$2,752.50
899 - Don Stevens Tire Co	2	\$2,751.00
2625 - Ira Bruce Lobel	2	\$2,735.27
54 - Channing Bete Company Inc	1	\$2,735.00
1324 - RG Group	26	\$2,725.98
2611 - Courtney Joan Drobot	9	\$2,722.42
1597 - SESAC Inc	1	\$2,703.00
499 - New Paltz Church of the Nazarene	9	\$2,700.00
1095 - ACE Hardware	41	\$2,691.02

Vendor	Invoice Count	Invoice Totals
3663 - Evelyn Herrera	12	\$2,687.35
3310 - HL Gage Sales Inc	4	\$2,663.06
2353 - NYS Association for the Treatment of Sexual Abuser	1	\$2,650.00
2491 - The Center For Discovery Inc	12	\$2,640.00
3319 - Nancy E Schaefer	7	\$2,639.07
3156 - Grace Smith House Inc	1	\$2,615.04
3770 - Port Containers LLC	1	\$2,600.00
Carlos Rivera	1	\$2,599.14
2811 - DNC Parks & Resorts at Gideon Putnam LLC	5	\$2,554.86
2555 - United Rentals (North America) Inc	2	\$2,554.35
3548 - United AirConditioning,Refriqeration,Plumbing&Heat	4	\$2,546.25
2346 - Susteen Inc	2	\$2,540.00
1316 - Summit Bobcat	6	\$2,506.29
2082 - District Attorneys Association of the State of New	3	\$2,500.00
1411 - NJ E-Z Pass	3	\$2,500.00
2364 - Corn Cow Inc	1	\$2,500.00
3717 - Northquild LLC	1	\$2,500.00
3718 - O Positive Festivals Inc	1	\$2,500.00
Tammy Neqlia	1	\$2,500.00
943 - Glenda R A McFarland	11	\$2,492.00
1709 - Dun & Bradstreet Inc	1	\$2,488.56
1126 - Lanquaqe Line Services Inc	24	\$2,484.00
A T & T	1	\$2,480.66
530 - Central Poly Bag Corp	4	\$2,471.00
923 - Alcoholism & Drug Abuse Council of Orange County	2	\$2,470.00
3750 - Smitty's Body Shop of New Paltz Inc	1	\$2,454.41
1298 - Monroe Community College	3	\$2,426.00
Rokiatou Bagavoko	1	\$2,425.00
Lawrence Mack	1	\$2,425.00
Pedro Tosado	1	\$2,425.00
3481 - Dawn M Kirk	7	\$2,420.57
1908 - Michael Charles Ross, Esq	1	\$2,420.03
1887 - Wireless Communications & Electronics Inc	4	\$2,415.00
870 - Fischer Security & Electric Systems Inc	2	\$2,412.27
29 - Bound Tree Medical LLC	3	\$2,407.78
633 - Jeffrey Allen Boardman	6	\$2,400.00
Matthew Stacom	1	\$2,388.08
3038 - Andrea L Gamalski	3	\$2,386.37
2774 - Seedway LLC	1	\$2,385.00
185 - United Refriqeration Inc	5	\$2,380.18
262 - Tricerat Inc	1	\$2,380.00
1588 - Orasure Technologies Inc	2	\$2,375.00
1699 - Intoximeters	4	\$2,374.00
256 - E Tetz & Sons Inc	2	\$2,368.89
CORELOGIC TAX SERVICES	1	\$2,368.72
1207 - Antonia Wilson	6	\$2,358.80
3626 - Ingersoll Rand Company	2	\$2,346.50
1114 - Times Herald Record	6	\$2,322.08
3402 - Ricardo Alexis Morales	5	\$2,321.92
3190 - MSM Services Inc	4	\$2,320.00
3305 - Newmont Elevator Analysts Inc	2	\$2,300.00
2726 - Greatland Corporation	1	\$2,300.00
831 - Creekside Supply	13	\$2,292.92
788 - Clinton Community College	1	\$2,264.00
2720 - Glendale Parade Store LLC	3	\$2,251.50
691 - Empire State Law Enforcement Training Network	3	\$2,250.00
Glenn Buchinger	1	\$2,249.92
1282 - Frontier Communications	17	\$2,242.46
2871 - Solvents and Petroleum Service Inc	5	\$2,232.50
764 - JB Office Matters Inc	2	\$2,229.60
3654 - Denise M Parent	4	\$2,227.50
1769 - JVS Graphics	6	\$2,215.00
811 - Fulton Montgomery Community College	1	\$2,194.00
751 - OpticsPlanet Inc	6	\$2,191.00
2694 - Zebu Compliance Solutions Inc	1	\$2,185.97
1688 - Garrison Fire & Rescue Corp	2	\$2,173.80
3794 - NYS Office of the Medicaid Inspector General	1	\$2,165.53
2974 - Catarina Cruz Almeida	9	\$2,159.09
1993 - Association on Aging in New York	2	\$2,138.00
1730 - NYS Academy of Fire Science	11	\$2,136.00
2050 - National Business Furniture	1	\$2,135.52
3595 - Sonova USA Inc	1	\$2,135.25
2643 - The Emblem Authority	3	\$2,135.00
3788 - Norman J Sauer	2	\$2,125.00
3803 - Janet K Kealy	1	\$2,124.64
1749 - Albany Spring Service Inc	4	\$2,116.59
3490 - Anna Deqa	8	\$2,115.08

Vendor	Invoice Count	Invoice Totals
1810 - Nassau County Community College	1	\$2,113.00
156 - Mariam Supply Co Inc	2	\$2,104.94
1633 - Pine Bush Equipment Co Inc	3	\$2,100.40
Janata, Lacap & Hazen LLP, attorney for Petitioner	1	\$2,097.80
1156 - Corbin Willits Systems Inc	9	\$2,095.11
3641 - Stephanie Mavros	9	\$2,081.96
111 - Mowers and More	7	\$2,070.48
89 - Niagara County Community College	2	\$2,064.67
128 - Bretonwood	14	\$2,053.50
2645 - Anchartex Corporation	3	\$2,019.20
334 - Hexagon Geospatial	1	\$2,016.00
1283 - Sav-On Party Centre	3	\$2,010.82
1458 - Carrot-Top Industries Inc	2	\$2,008.30
1158 - GLOCK Inc	8	\$2,000.00
273 - Wallkill Valley Rail Trail Assoc Inc	1	\$2,000.00
Mitchell Electric LLC	1	\$2,000.00
866 - Big Top Portable Toilets Inc	6	\$1,980.00
1427 - GMG Enterprises LLC	2	\$1,970.00
1175 - MedTox Laboratories Inc	8	\$1,965.80
1497 - Craftmaster Hardware Co Inc	5	\$1,962.31
3656 - General Code LLC	2	\$1,961.53
2394 - Hines Products Corp	2	\$1,952.00
2042 - American Hotel Register Company	6	\$1,947.06
A T & T	1	\$1,943.61
Melissa Necktopoulos	1	\$1,940.00
2427 - Scanlon's Cleaners	2	\$1,931.33
736 - Looseleaf Law Publications Inc	6	\$1,923.77
2851 - CovertTrack Group Inc	2	\$1,920.00
1804 - Johnny On The Spot Disposal Service Inc	1	\$1,920.00
1190 - Beacon Graphics LLC	2	\$1,916.36
803 - Kim A Zarodek	12	\$1,915.00
808 - Erie Community College	3	\$1,914.00
1827 - Central Restaurant Products	3	\$1,911.13
723 - Read Reports Medical Review Services	2	\$1,900.00
1074 - Artcraft Camera & Digital	3	\$1,897.50
2592 - NYS Office of Temporary & Disability Asst-EBT Wire	2	\$1,891.50
3758 - Kingston Animal Hospital	6	\$1,870.00
1051 - BC's Foreign Car Parts Inc	9	\$1,866.78
2543 - RVES Inc	6	\$1,860.70
1972 - Hudson River Maritime Museum	2	\$1,850.00
1336 - The Desmond Hotel	1	\$1,840.00
1354 - Lawrence A Quilty Inc	2	\$1,835.00
859 - Times Community Papers of the Hudson Valley	5	\$1,814.38
2143 - American Society of Composers Authors & Publishers	2	\$1,813.67
1610 - Steinqart Printing	1	\$1,801.00
2853 - Callyo 2009 Corp	1	\$1,800.00
3530 - Vehicle Technical Consultants Inc	1	\$1,800.00
William Smith	1	\$1,796.54
3322 - Jennifer Decelestino	21	\$1,796.00
1261 - Keystone Automotive Industries Inc	3	\$1,788.90
3333 - Newburgh Rescue Supply	2	\$1,784.75
1968 - JJ Keller & Associates Inc	1	\$1,783.58
2402 - Monica R Meyer MD PC	3	\$1,753.75
874 - Independence Media Group	1	\$1,750.00
3133 - HelpSystems LLC	1	\$1,742.00
214 - Entenmann - Rovin Co	6	\$1,735.55
1167 - FITZLINKS LLC	2	\$1,700.00
1082 - Sevan Melikyan	1	\$1,700.00
2065 - Public Health Foundation	1	\$1,699.20
1806 - Advanced Oil Recovery LLC	2	\$1,686.00
192 - YMCA of Kingston and Ulster County	13	\$1,668.00
A T & T	1	\$1,664.75
Isabelle Hall	1	\$1,648.23
2714 - LexisNexis Risk Solutions FL Inc	10	\$1,645.62
332 - Harris Beach PLLC	1	\$1,630.00
1133 - A Montano Co Inc	5	\$1,624.93
184 - Take My Word	10	\$1,620.00
3553 - James Joseph Russo	8	\$1,619.06
3502 - Amy Kimlin	8	\$1,618.32
101 - Interstate Products Inc	3	\$1,614.00
3569 - Julie A Provenzano	3	\$1,610.00
200 - 4imprint Inc	4	\$1,608.97
444 - Wallkill Funeral Home	5	\$1,605.00
1523 - Finger Lakes System Chemistry	3	\$1,600.50
3539 - Iris Gail Goliqer	3	\$1,600.00
286 - Thomas Drohan Waxman Petigrow & Mayle LLP	2	\$1,600.00
2577 - Woodstock Film Festival Inc	2	\$1,600.00

Vendor	Invoice Count	Invoice Totals
757 - Some's Uniforms	2	\$1,599.50
Marqarita Davin	1	\$1,570.68
2773 - Amrex Chemical Co Inc	14	\$1,557.50
2692 - Glenco Supply Inc	3	\$1,539.79
3401 - Masimo America's Inc	2	\$1,530.00
900 - R&S Northeast LLC	4	\$1,523.87
2020 - Stewart Electric Repair Compnay LLC	3	\$1,522.00
2294 - Gail Beth Rubenfeld	1	\$1,505.26
2366 - Ocean State Golf Inc	3	\$1,500.00
3440 - All Traffic Solutions	1	\$1,500.00
1862 - ALLDATA LLC	1	\$1,500.00
209 - Coalition of Watershed Towns	1	\$1,500.00
2907 - Pattison Koskey Howe & Bucci CPAs PC	1	\$1,500.00
2958 - RVGA Inc	1	\$1,500.00
Howard Holanchock	1	\$1,500.00
1790 - New Pig Corporation	2	\$1,497.87
1428 - Valley Reporting Service	2	\$1,495.20
1517 - National Fire Protection Association	1	\$1,495.00
524 - Pyramid School Products	6	\$1,490.86
2424 - Insulgard Security Products	1	\$1,488.00
Anthony Sarconi	1	\$1,480.61
Elke Hekler	1	\$1,480.60
Herbert Hekler	1	\$1,480.60
1639 - darecataloa.com	2	\$1,479.76
1512 - Albert Kemperle Inc	7	\$1,466.10
2929 - Priscilla McMahan	9	\$1,455.25
1819 - Cardiac Life Products Inc	3	\$1,452.06
2014 - New York Public Transit Association Inc	1	\$1,450.00
552 - Uniforms Manufacturing Inc	3	\$1,443.00
2328 - Sullivan County Democrat	5	\$1,441.00
2186 - County Attorneys Assoc of the State of NY Inc	3	\$1,439.00
43 - Sharp Transmissions of Kingston Inc	5	\$1,433.98
1195 - Vericom Computers Inc	2	\$1,431.50
1205 - IDENTIFIX INC	1	\$1,428.00
370 - E A Morse & Co Inc	5	\$1,427.88
756 - Ulster County Agricultural Society	1	\$1,425.00
2717 - Orialis Winslow	2	\$1,420.00
John Recor	1	\$1,418.85
3576 - Retrav Media LLC	2	\$1,400.00
3618 - Laser Technology Inc	1	\$1,395.00
46 - Atlantic Tactical Inc	14	\$1,391.23
3129 - Jeffrey Casey Franklin	7	\$1,385.73
2755 - Varidesk LLC	3	\$1,385.00
168 - Rondout Lift Inc	2	\$1,371.00
Elizabeth Dunne	1	\$1,367.14
2724 - NYS Assoc of Traffic Safety Boards Proqrams Inc	1	\$1,365.00
2930 - Dana Marie Landell	9	\$1,362.57
1501 - Michael Cheng	8	\$1,360.00
2655 - BeCause Water Benefit Corporation	2	\$1,355.00
1613 - Lifesaving Systems Corp	2	\$1,330.65
1883 - River Valley Radio Inc	4	\$1,329.85
3786 - TireHub LLC	2	\$1,318.22
Nancy Boorstein	1	\$1,315.79
2091 - Ellenville Fire District	1	\$1,315.68
1471 - Mike's Office Furniture Inc	2	\$1,297.76
720 - Sunshine Tee's Inc	2	\$1,292.50
3316 - Axon Enterprise Inc	2	\$1,290.00
ELLEN DELACE	1	\$1,283.17
John Recor	1	\$1,275.00
47 - Michael J Smith Esq	1	\$1,271.77
1449 - Tracey Road Equipment Inc	3	\$1,266.86
3029 - Diana P Lopez-Taborda	9	\$1,260.00
208 - Colonial Memorial Funeral Home	4	\$1,256.74
2453 - PuroClean Professional Restoration	1	\$1,250.00
1201 - NYS Electric & Gas Corporation (NYSEG)	14	\$1,245.94
Michael Studt	1	\$1,241.53
2486 - Cardiac Science Corporation	1	\$1,241.33
3004 - Smith Environmental Laboratory LLC	34	\$1,218.30
1213 - International Assoc of Arson Investigatqrs Inc	1	\$1,215.00
805 - Suffolk Community College	1	\$1,214.00
Irene Tabler	1	\$1,210.95
Irene Tabler	1	\$1,206.85
John Recor	1	\$1,206.31
3729 - Barbara Pat Neiman	2	\$1,200.00
3619 - Carl Belfiglio	1	\$1,200.00
1306 - Caliper Corporation	1	\$1,200.00
880 - Thomas M Hines	1	\$1,200.00

Vendor	Invoice Count	Invoice Totals
3766 - Sustainable Endowments Institute Inc	1	\$1,200.00
3065 - Leonard Bus Sales Inc	1	\$1,195.20
3712 - Marisa B Lake	4	\$1,188.18
1220 - Advanced Micro Image Corp	2	\$1,177.80
Irene Tabler	1	\$1,173.58
2624 - Hudson Valley Wiper & Supply Inc	1	\$1,170.00
625 - George J Movlan Funeral Home Inc	4	\$1,164.00
773 - Cummins-Allison Corp	1	\$1,152.00
Marianne Widerberg	1	\$1,146.23
George Kaufmann	1	\$1,141.96
3615 - Jason Wilcox	8	\$1,140.96
Paul Becker	1	\$1,133.09
87 - NYS Bar Association	8	\$1,130.00
2765 - Firebrand Media LLC	1	\$1,125.00
Karen Keating	1	\$1,115.00
1645 - Social Security Administration	4	\$1,114.00
Dennis Rucker	1	\$1,103.22
3308 - Finger Lakes Tourism Alliance	1	\$1,100.00
3210 - Seifert Graphics Inc	1	\$1,086.00
3691 - Kevin F Richards Attorney at Law PLLC	5	\$1,072.75
1869 - Health Communications Inc	5	\$1,072.55
744 - Kingston Nissan	5	\$1,071.64
1657 - Best of Your Town	2	\$1,066.95
Paul Becker	1	\$1,066.40
Lynn Eckert	1	\$1,065.58
T Mobile Northeast LLC	1	\$1,064.32
826 - Miller, Weiner & Associates PC	1	\$1,063.55
Daniel Shade	1	\$1,059.39
1783 - Mt Pleasant Blythedale Union Free School District	1	\$1,057.28
1086 - Security Plumbing and Heating Supply Corp	6	\$1,056.90
267 - Noodle Soup	1	\$1,056.00
2683 - Terex Services	1	\$1,050.23
1687 - Source Technologies	2	\$1,047.00
A T & T	1	\$1,040.47
3549 - ChemStation Connecticut LLC	1	\$1,040.00
1632 - Optimum	9	\$1,039.98
266 - Verio Inc	2	\$1,039.90
3279 - Robert L Kistler Service Corp	1	\$1,039.00
24 - Amthor Welding Service Inc	5	\$1,037.03
858 - American Jail Assoc	8	\$1,036.00
John E Recor	1	\$1,035.11
Steven Ellsworth	1	\$1,034.64
2647 - Muncie Transit Supply	1	\$1,032.75
850 - Deposit Control Systems Inc	1	\$1,028.32
3044 - BuyAV LLC	1	\$1,025.59
77 - Stanley Access Technologies LLC	2	\$1,021.59
3507 - Empire Envelopes and Graphics LLC	2	\$1,020.00
1678 - Staples Credit Plan	12	\$1,017.83
3272 - WSKG Public Telecommunications Council Inc	4	\$1,000.00
2892 - Alzheimer's Association	1	\$1,000.00
1478 - Asbury Film Festival Inc	1	\$1,000.00
3653 - The MC Group LTD	1	\$1,000.00
Andrea Williams	1	\$1,000.00
88 - Hubert Company LLC	5	\$997.39
Frances Heller	1	\$988.97
1196 - NCS Pearson Inc	3	\$986.80
1760 - Elizabeth Provenzano	2	\$976.81
425 - Tara A Graubard	3	\$975.00
108 - JCDecaux Airport Inc	3	\$975.00
1811 - ASI Truck Parts Inc	2	\$973.27
3314 - Beatty's Services Inc	2	\$971.77
563 - Accurate Analytical Testing	24	\$970.00
Alyssa Nasti	1	\$970.00
Robyn Squires	1	\$970.00
Dorothy Williams	1	\$970.00
1192 - Rondout Plate & Mirror	3	\$952.50
Randy Boughton	1	\$951.89
2212 - Happenings Communications Group Inc.	1	\$950.00
2649 - The Institute for Family Health	1	\$936.72
1016 - ALM Media LLC	1	\$930.80
1416 - Thomas M Deely	5	\$925.00
Paul Becker	1	\$924.98
1317 - Marlyn J DeWitt	1	\$920.00
3540 - Gerard B Greco	1	\$918.43
3291 - Linda H Finnegan	1	\$914.26
2146 - NYS STOP DWI Association Inc	1	\$913.70
946 - Cooks Correctional	3	\$906.94

Vendor	Invoice Count	Invoice Totals
3191 - Timothy J Glebus	1	\$900.00
3668 - Surefire LLC	2	\$898.40
2386 - Campground Owners of NYS Inc	1	\$890.00
3293 - Richard Sacks	1	\$887.37
3292 - Wendy Sacks	1	\$887.37
Marie Rialioni	1	\$886.73
3244 - Strauss Paper Co Inc	2	\$886.00
19 - AmChar Wholesale Inc	1	\$885.96
848 - American Messaging Services LLC	21	\$884.74
Marqarita Davin	1	\$876.37
1616 - Mack & Associates PLLC	1	\$871.70
806 - Westchester Community College	2	\$869.33
3287 - Women's Woodstock Cycling Grand Prix	1	\$867.50
3086 - Amy Mann	6	\$862.58
3745 - Shaelyn Morgan	5	\$861.87
2842 - KL Keyser Memorials	1	\$860.00
664 - Vermeer Northeast	1	\$858.55
Marilyn DeBockler	1	\$847.60
Marie Rialioni	1	\$847.49
Steven Trapani	1	\$843.94
3489 - Cheryl Renee Donnelly	7	\$843.51
104 - Pakor Inc	1	\$842.30
2398 - William A Brenner Esq	1	\$840.70
Marie Rialioni	1	\$840.11
1635 - New Paltz Cinemas	1	\$840.00
2448 - Nidaz LLC	1	\$840.00
1550 - Planet Earth Recycling and Recovery Inc	6	\$839.40
Joseph Sickler	1	\$838.64
321 - Simpson-Gaus Funeral Home	3	\$836.40
161 - NYS Assessors' Assoc	4	\$835.00
3217 - NYS Assoc of Incarcerated Educational Programs	1	\$830.00
3524 - Emerich Sales & Service Inc	1	\$824.26
3581 - John J Greco Attorney at Law	1	\$819.00
Yvonne Sims	1	\$818.99
1299 - NYS Council of Probation Administrators	2	\$815.36
1541 - Medina, Rosemary	4	\$815.21
Frances Heller	1	\$811.32
180 - Mike Saban Sales	2	\$811.00
556 - Raleigh Green Inc	1	\$810.00
Patricia Ramsey	1	\$808.25
3684 - Patel's Kingston Lanes Inc	1	\$806.00
Irene Tabler	1	\$804.80
Frances Heller	1	\$802.10
3710 - WIOX Inc	4	\$800.00
3528 - Bush Crane Inc	1	\$800.00
2874 - CNY Golfer	1	\$800.00
1798 - Universal Metal Fabricators Inc	1	\$800.00
Frances Heller	1	\$797.91
940 - Woodstock NY Travel Guide	1	\$795.00
2515 - Cabela's Marketing and Brand Management Inc	7	\$793.89
3676 - Preferred Mutual Insurance Company	1	\$792.07
1483 - Police Chiefs Association of Ulster County	4	\$790.00
326 - ASR Systems Group Inc	1	\$790.00
2466 - Dreissiq Apparel Inc	1	\$788.97
Marilyn DeBockler	1	\$787.73
3599 - Efrén Jose Sanchez	2	\$785.29
738 - Williamson Law Book Co	2	\$784.67
3628 - United American Election Supply Co Inc	1	\$779.00
1361 - Penny Harries	5	\$770.00
Charles Quick	1	\$769.11
855 - Gene's Tire Service	8	\$764.00
1234 - Royal Chemicals	2	\$763.03
2401 - Capital District Youth Center Inc	1	\$763.03
3743 - Melissa Jillian Kappler	3	\$763.00
430 - Hurley Avenue Family Medicine PLLC	8	\$760.00
3508 - William G Sickles	7	\$759.09
712 - University Products Inc	4	\$756.73
3661 - Mary K Waldron	8	\$752.99
3173 - Ashokan Center Inc	1	\$750.00
3231 - Kingston Area Soccer League Inc	1	\$750.00
Robert J. Ryan Jr.	1	\$749.55
892 - Hudson Valley Awards Inc	2	\$739.50
531 - Triple A Supplies Inc	4	\$738.72
957 - Kinaston Animal Hospital PC	6	\$736.00
Yvonne Sims	1	\$733.49
Yvonne Sims	1	\$731.01
1855 - SymbolArts	1	\$730.00

Vendor	Invoice Count	Invoice Totals
3111 - Printer's Ink LLC	1	\$724.09
706 - Howard Packaging Corp	1	\$720.00
1030 - Pennsylvania On Display	1	\$720.00
Roman Hoshovskiy	1	\$715.79
Erna Frenzel	1	\$713.96
William Smith	1	\$707.94
Joseph Perrone	1	\$707.10
Roman Hoshovskiy	1	\$705.28
Maureen Brink	1	\$705.08
1271 - Arctic Adventures	2	\$703.41
465 - Mid-Valley Office Products Inc	7	\$703.33
55 - MTA Metro-North Railroad	1	\$700.00
1751 - Sanofi Pasteur Inc	4	\$697.85
Marie Riglioni	1	\$697.25
1340 - American Planning Assoc	1	\$695.00
142 - Golfer's Tee Times Media Group LLC	1	\$695.00
1847 - Theresa C Vining	2	\$692.50
Jeffrey Kloss	1	\$692.38
Teresa Thomas	1	\$692.33
298 - Weidner Memorials	1	\$690.00
Juan Torres	1	\$689.96
160 - NYS Assoc of County Coroners & Medical Examiners	2	\$685.00
Charles Quick	1	\$684.68
1363 - New York Police Supply Inc	2	\$684.00
Mildred Beare	1	\$684.00
1805 - Lorraine L Larsen	1	\$678.75
Margarita Diaz	1	\$677.25
Margarita Diaz	1	\$675.75
2339 - Bumper Time Bumper Repair	1	\$675.00
Christine Miller	1	\$671.78
3350 - Seneca County Chamber of Commerce	1	\$670.00
Karen Keating	1	\$669.00
1614 - Rip Van Winkle Council BSA	1	\$661.00
Tommy Koer	1	\$660.51
John E Recor	1	\$657.05
Lee Wilber	1	\$654.81
44 - Linstar Inc	2	\$650.24
Joseph Sickler	1	\$650.06
2317 - Flowers by Maria LLC	3	\$649.00
3503 - Jessica Curtis	7	\$646.47
Joseph Sickler	1	\$642.94
John Manfro	1	\$642.90
Gregory Christnacht	1	\$640.00
3802 - Marlene K Pressman	1	\$635.95
Cullen & Dykman LLP, as attorneys for Petitioner	1	\$630.44
2230 - T & T Sales Inc	1	\$629.27
Marilyn DeBockler	1	\$623.38
1947 - Sportworks Northwest Inc	5	\$623.25
Irene Tabler	1	\$623.20
969 - Melvyn I Tapper	5	\$622.50
1929 - Avery Dennison Retail Information Services LLC	1	\$621.58
Daniel Farcher	1	\$616.39
Marie McGowan	1	\$615.84
873 - Tow-Rific Auto Service LLC	3	\$615.00
2685 - Bonesteel Auto & Truck Inc	1	\$613.25
Robert Straut	1	\$613.00
1224 - PENGAD INC	3	\$608.58
Yvonne Sims	1	\$607.76
Maureen Brink	1	\$607.75
2379 - Best Western Plus	2	\$603.00
Carl Sanford	1	\$601.32
1736 - Eclipse Physical Therapy & Wellness PLLC	2	\$600.00
2215 - Hudson Valley CEO Education Conference Inc	2	\$600.00
797 - Rothe Welding Inc	2	\$600.00
2073 - Amar Deliou	1	\$600.00
1344 - Fiscal Advisors & Marketing Inc	1	\$600.00
2827 - Scranton Times LP	1	\$600.00
3382 - Renovator Radiator	3	\$595.00
John Manfro	1	\$594.65
Marie McGowan	1	\$591.97
Margarita Diaz	1	\$591.50
AIC Companies, LLC	1	\$590.00
3253 - Dolores Anne	2	\$588.25
2489 - Lake City Animal Hospital	5	\$588.13
Yvonne Sims	1	\$588.00
Carol Fitzgerald	1	\$587.08
Charles Quick	1	\$585.59

Vendor	Invoice Count	Invoice Totals
3051 - Integrated Business Development LLC	2	\$585.00
25 - BlueStorm Technologies Inc	1	\$580.00
3145 - Rosendale Theatre Collective Inc	1	\$580.00
3713 - Juan Carlos Pena Lopez	4	\$576.72
John Manfro	1	\$575.90
Marie Rialioni	1	\$574.15
Michael Soraque	1	\$574.00
Joseph Perrone	1	\$573.82
2820 - Prom and Wedding Bridal Salon	4	\$570.00
Robert Straut	1	\$567.19
742 - Divers Cove LLC	1	\$560.00
John Manfro	1	\$559.46
Janet Quick	1	\$559.39
Paul Becker	1	\$557.43
Margarita Diaz	1	\$555.00
3708 - Law Office of Alysia R Baker PC	1	\$553.49
Charles Quick	1	\$553.03
Gregory Christnacht	1	\$550.51
1953 - Albany Law School	2	\$550.00
3625 - Alpine Environmental Services Inc	1	\$550.00
1944 - American Bus Association	1	\$550.00
3737 - Canine Tactical Operations & Consulting LLC	1	\$550.00
Janet Quick	1	\$549.27
Carol Fitzgerald	1	\$548.18
Derek Frick	1	\$544.49
1197 - Catskill Art & Office Supply Ltd	5	\$540.93
1315 - S&S Fire Suppression Systems Inc	1	\$540.00
3187 - Andrew Peter Wyns	1	\$540.00
Robert Benfer	1	\$540.00
Carol Fitzgerald	1	\$539.95
902 - Black Box Network Services	1	\$539.08
Patricia Ramsey	1	\$537.35
Tommy Koer	1	\$535.20
526 - Tabb Textiles Co Inc	1	\$535.00
3814 - Harry C Lobalzo & Sons Inc	1	\$532.50
Paul Becker	1	\$529.53
Michael Amend	1	\$526.67
709 - Joseph Peh Akomeah	3	\$525.00
3699 - Daique Law Group LLC	1	\$525.00
2530 - Melissa Ann Brunson	10	\$521.73
683 - Roqo Fastener Co Inc	4	\$521.02
1493 - Syracuse University Hotel and Conference Centr LLC	2	\$516.00
717 - Medline Industries Inc	3	\$513.74
Carol Fitzgerald	1	\$511.29
Tom Lattin	1	\$511.00
Roman Hoshovskvi	1	\$510.10
2226 - New York State Public Health Association	3	\$510.00
William Smith	1	\$509.08
2288 - Michelle Lynn Conero	1	\$507.50
Adriana Correa	1	\$503.13
2252 - Fastsigns 321301	3	\$502.90
3698 - Vanquard Industries East Inc	2	\$502.75
Maureen Brink	1	\$501.60
1690 - Anixter Inc	1	\$500.70
1680 - Arts Society of Kinaston	1	\$500.00
3790 - Conor Stephen Eckert	1	\$500.00
3216 - Empire Golf Expo	1	\$500.00
3610 - Lapiner Brothers Inc	1	\$500.00
3671 - Law Offices of Michael Pollok PLLC	1	\$500.00
3707 - Korey LeClair	1	\$500.00
2652 - National Children's Alliance Inc	1	\$500.00
1444 - New York State Tourism Industry Association Inc	1	\$500.00
Marilyn DeBockler	1	\$497.03
Sandra Bort	1	\$495.01
Juan Fontaine-Serra	1	\$494.12
1508 - JohnnyLock	19	\$492.20
Delois Watson	1	\$488.87
Margarita Diaz	1	\$488.00
1431 - Lessing's Food Service Management	2	\$487.25
1530 - Commercial Instruments and Alarm Systems Inc	1	\$486.00
Terry Merchant	1	\$485.00
Barbara Monroe	1	\$478.05
3811 - BloqWorld LLC	1	\$477.60
1962 - Electrical Underwriters of NY LLC	2	\$475.00
Roman Hoshovskvi	1	\$474.35
Patricia Ramsey	1	\$472.50
1153 - NYS Department of Environmental Conservation	2	\$470.74

Vendor	Invoice Count	Invoice Totals
3682 - Keith Ferris	10	\$469.21
Jeremy Jones	1	\$468.00
1747 - Northeast Petroleum Technologies Inc	1	\$466.60
3406 - Lori Horning	2	\$465.94
3062 - AGS Publishing	1	\$465.00
Virginia Matranga	1	\$464.55
1038 - PCNation	1	\$457.65
3834 - Door Control Inc	1	\$453.50
Maureen Brink	1	\$452.43
Carl Sanford	1	\$450.99
1118 - Cornell University	9	\$450.00
3757 - Stuart M Blumin	1	\$450.00
Pamela Hale	1	\$450.00
945 - Maria Giles	2	\$449.50
729 - Tilcon New York Inc	1	\$448.68
Kay Longendyke	1	\$447.36
2010 - Constructive Copy LLC	1	\$443.80
Estate of Richard Griqqs	1	\$443.33
Joshua W. Smith	1	\$441.83
Jeffrey Kloss	1	\$440.97
748 - Anthony Pucek NP PC	4	\$440.00
Michael Amend	1	\$437.00
James & Christine Anzalone	1	\$436.03
2123 - New York Planning Federation Inc	1	\$435.00
William Smith	1	\$432.54
Pamela Hale	1	\$430.20
3258 - New York State Sheriffs Institute Inc	3	\$430.00
3779 - Naylor LLC	1	\$429.50
T Mobile Northeast LLC	1	\$428.65
Susan Elberth	1	\$428.24
3181 - The Title Service Company	1	\$427.00
2367 - Rescue Phone Inc	1	\$425.00
1331 - The Hartford Steam Boiler Inspection and Insurance Co	3	\$420.00
Richard Remaley	1	\$420.00
Tommy Koer	1	\$415.97
1926 - D & S Automotive Equipment Repair Specialist	1	\$414.90
Yvonne Bezler	1	\$413.58
864 - Metroland Business Machines Inc	3	\$413.30
3058 - Katrina Dawn Severing	8	\$409.50
602 - GT Distributors of Georgia Inc	1	\$408.00
2782 - Melanson Law Office PC	1	\$408.00
Marqaret Vincent	1	\$408.00
1941 - vacuumstore.com	5	\$405.97
2129 - St Johns Episcopal Church	1	\$405.00
2166 - St Mary's Benevolent Assn	1	\$405.00
1355 - Rhinebeck Ford Inc	3	\$401.29
2606 - Mid-Hudson Association of Chiefs of Police Inc	1	\$400.00
505 - NYS Assoc Cnty Drctrs of Real Property Tax Svc Inc	1	\$400.00
Amanda Gliedman and Stephen Shuryv	1	\$400.00
SGC Builders Inc	1	\$400.00
Karen & Alan Waqor	1	\$400.00
William Ford	1	\$398.46
973 - A H Harris & Sons Inc	2	\$396.18
Esther Filanqeri-Warne	1	\$396.01
800 - Ulster County Sheriff's Inmate Account	3	\$396.00
1337 - New Paltz Regional Chamber of Commerce	3	\$395.00
Michael Sraque	1	\$393.69
2074 - Myers Tire Supplv	1	\$392.72
Jeremy Jones	1	\$389.88
Esther Filanqeri-Warne	1	\$388.78
Richard Remaley	1	\$386.66
2920 - Town of Poughkeepsie	1	\$379.00
2747 - 911 Uniforms	1	\$377.10
1888 - Thermo King Refrigeration of Middletown Inc	1	\$376.00
1350 - Beth E Newton	2	\$375.00
2005 - Oxford Consulting Services Inc	2	\$375.00
832 - NYS Assoc of County Clerks Inc	1	\$375.00
Kay Longendyke	1	\$374.99
1112 - Barthel's Farm Market Inc	1	\$372.10
1046 - James DeGasperis	7	\$369.66
Mildred Beare	1	\$368.92
Amy Auchmoedy	1	\$367.89
3072 - Tuqq Inc	1	\$365.00
Susan Elberth	1	\$363.55
Marqaret Hartford	1	\$361.06
Charles Quick	1	\$360.89
1669 - Carol Chappelle	2	\$360.00

Vendor	Invoice Count	Invoice Totals
3696 - The Mezzanine Ltd	1	\$360.00
Derek Frick	1	\$360.00
Tommy Koer	1	\$356.76
Richard Remaley	1	\$352.94
Janet Quick	1	\$352.22
2418 - Premier Medical Group of the Hudson Valley PC	2	\$352.00
3487 - Catskill Mountain Publishing Corp	1	\$350.00
2085 - Craagsmoor Volunteer Fire Company	1	\$350.00
2093 - Kerhonkson Fire District	1	\$350.00
Maqaret Hartford	1	\$348.88
Cruz Colon-Reyes	1	\$347.60
2238 - Ocean Technology Systems	1	\$347.36
1735 - Wawak	2	\$346.21
Mary Swanson	1	\$346.15
William Thompson	1	\$346.00
Marie McGowan	1	\$345.59
2796 - FirstCare Medical PC	1	\$345.00
Roman Hoshovskyj	1	\$343.43
2193 - Thornton Hardware Inc	3	\$342.57
John Manfro	1	\$341.95
Matthew Stacom	1	\$341.58
Michelle DuBois	1	\$341.21
Gregory Christnacht	1	\$340.00
3604 - C & C Hydraulics Inc	1	\$339.42
1918 - Statewide Machinery Inc	1	\$338.68
Ellen Davidson	1	\$335.57
3755 - CSC Auto Inc	1	\$335.20
Pamela Hale	1	\$334.71
3591 - Poughkeepsie Uniform Center Inc	2	\$333.80
1899 - Lawyers Diary and Manual LLC	2	\$333.75
Pamela Hale	1	\$333.27
John Hester	1	\$331.48
246 - Vicky L Stefanik	1	\$331.00
1099 - Assoc of Towns of the State of New York	3	\$330.00
Mariorie Hornbeck	1	\$329.11
Barbara Quick	1	\$329.05
3638 - Evelyn Bennett	1	\$328.75
3636 - Louise M Bolter	1	\$328.75
3637 - Earl R Prochaska	1	\$328.75
3635 - Ellen F Shultis	1	\$328.75
1618 - Brownells Inc	2	\$328.04
Patricia Ramsey	1	\$325.97
1101 - NY Rural Water Assoc Inc	4	\$325.00
1003 - Uldarico G De La Pena, Rev	2	\$325.00
2316 - Letter Publications Inc	1	\$325.00
2693 - Pool Operation Management Inc	1	\$325.00
3651 - SRT Supply LLC	1	\$325.00
251 - Rocket Software Inc	1	\$324.72
174 - Stationers Inc	1	\$323.86
1297 - The Poughkeepsie Journal Media Group	2	\$323.29
Maureen Brink	1	\$321.91
3623 - Casings Inc	1	\$321.00
Charles West	1	\$320.04
601 - Environmental Labworks	2	\$320.00
Richard Seiler	1	\$318.26
2373 - Hudson Valley Impressions	3	\$318.00
3248 - Elizabeth Marie Keniston	1	\$317.50
Kay Longendyke	1	\$316.15
Suzanne Stone-Cypher	1	\$315.87
Jeffrey Kloss	1	\$311.27
Joshua W Smith	1	\$310.38
1339 - 1000 Islands International Tourism Council	1	\$310.00
Ellen Davidson	1	\$309.22
Christine Ansoque	1	\$308.02
3340 - Lou's Boat Basin Inc	1	\$306.27
Catherine Mansfield	1	\$306.16
Marie McGowan	1	\$305.82
3711 - Cascade School Supplies	1	\$305.63
Virginia Matranqa	1	\$302.95
3686 - Bristol ID Technologies	1	\$302.50
Jean Schmidt	1	\$302.00
692 - Project Lifesaver Inc	1	\$301.69
912 - NYS Defenders Assoc Inc	4	\$300.00
3589 - Narvah Russell	3	\$300.00
3582 - E Mower & Son Inc	1	\$300.00
2068 - NYS County Highway Superintendents Association	1	\$300.00
2650 - Volunteer Software Inc	1	\$300.00

Vendor	Invoice Count	Invoice Totals
188 - World Data Corp	1	\$300.00
2028 - Lowell A Smith	1	\$299.60
Brian Andersen	1	\$298.00
Elaine Butani	1	\$297.00
Kevin Houghtaling	1	\$297.00
1218 - Aquatic Technology Inc	2	\$296.54
Michael Amend	1	\$295.50
1349 - Bernadette Dorsainville	2	\$295.00
733 - Barclay Brand Ferdon	2	\$294.24
3165 - Pyramid Films Corp	1	\$294.00
Kenneth Thompson	1	\$293.70
Michael Amend	1	\$291.46
2669 - Albany Marriott	1	\$291.36
Hans Oscar Apelles II	1	\$291.00
Esther Filanqeri-Warne	1	\$290.72
MARILYN BIRNBACK	1	\$290.01
1017 - Families Together in New York State Inc	1	\$290.00
Grace Rivera	1	\$288.87
1787 - Cathy Ann Nilsson	4	\$288.50
Robert Fusco	1	\$288.00
Tomasita Reina	1	\$288.00
Tomasita Reina	1	\$288.00
Patricia Ramsey	1	\$287.90
Jean Sisco	1	\$285.96
Jeffrey Kloss	1	\$285.81
James Rhein	1	\$283.76
Vivian Bellarosa	1	\$282.00
Vivian Bellarosa	1	\$282.00
Vivian Bellarosa	1	\$282.00
Jean Sisco	1	\$281.81
2988 - Boqiedivers	1	\$281.78
Kim Donahue	1	\$281.20
Scott Lloyd	1	\$281.07
Derek Frick	1	\$280.98
Barbara Duqan	1	\$280.60
1127 - NYS Alliance for the Prevention of Sexual Abuse	1	\$280.00
Vivian Bellarosa	1	\$279.00
Kay Lonqendyke	1	\$278.61
Esther Filanqeri-Warne	1	\$277.89
Kevin Houghtaling	1	\$277.50
Zeev Neumann	1	\$277.38
Maria Pantoja	1	\$276.74
254 - SmileMakers Inc	1	\$276.63
1840 - Artco's Copy Hut	2	\$275.37
Dorothy Buchan	1	\$275.29
2615 - American Arbitration Association	1	\$275.00
3565 - New York Association of Hostage Negotiators Inc	1	\$275.00
Daniel Shade	1	\$273.00
1174 - FEDEX	7	\$272.78
Gregory Christnacht	1	\$272.00
772 - Ray Allen Manufacturing LLC	1	\$270.90
2331 - Kim Butwell	2	\$268.04
226 - Jefferson County Community College	1	\$267.00
Cynthia Ellis	1	\$264.00
3704 - Angela J Grant	1	\$263.50
116 - PAR Inc	1	\$262.90
Felipe Berrios	1	\$262.87
887 - Don Brown Bus Sales Inc	1	\$262.09
3130 - Lynn Ann Nelson	6	\$262.01
Yvonne Bezler	1	\$260.00
Barbara Duqan	1	\$260.00
2343 - Savonas Plaza Pizza	2	\$259.95
1566 - Augustine Bros Corp	1	\$259.80
Kevin Houghtaling	1	\$259.53
Marilyn DeBockler	1	\$256.26
3791 - Heather DiGiomo	2	\$255.76
Carol Jones	1	\$255.06
Marie McGowan	1	\$253.42
Jill Frankenberg	1	\$252.84
1398 - Thomas P Wilkin	3	\$251.80
3522 - NYS Public Employment Relations Board	5	\$250.00
2061 - Alda Emma Biegel	2	\$250.00
369 - Veronica Marie Dougherty	2	\$250.00
1569 - Southern Ulster County Chamber of Commerce	2	\$250.00
2594 - Galina A Andracchio	1	\$250.00
3290 - Laszlo Bodak	1	\$250.00
1241 - The Catskill Center for Conservation and Development	1	\$250.00

Vendor	Invoice Count	Invoice Totals
3773 - Dukes Automotive	1	\$250.00
759 - Dutchess County Resource Recovery Agency	1	\$250.00
3009 - JD Power and Associates Inc	1	\$250.00
3477 - Jeff Bover Productions	1	\$250.00
1002 - Maternal-Infant SvcsNtwrk Onq Sull & Ulstr Cty Inc	1	\$250.00
3351 - MJ Engineering and Land Surveying PC	1	\$250.00
2001 - New York State Children's Alliance Inc	1	\$250.00
3795 - Orange County Land Trust Inc	1	\$250.00
2176 - Plattekill Fire Department No 1 Inc	1	\$250.00
1755 - Ulster County Commissioner of Finance	1	\$250.00
802 - CalendarWiz LLC	1	\$249.00
Carrie Allmendinger	1	\$248.54
Kevin Houghtaling	1	\$248.00
Betty Ann Burton	1	\$246.00
2280 - Association of NYS Youth Bureaus	1	\$245.00
Thomas Caplan	1	\$244.91
Elizabeth Davis	1	\$244.00
Linda Lazzaro	1	\$243.62
Ellen Davidson	1	\$243.28
Catherine Mansfield	1	\$243.11
2990 - Parts Town LLC	1	\$243.04
203 - Aqua Jet Pools and Service Inc	1	\$242.70
Christine Carson	1	\$242.00
Tommy Koer	1	\$242.00
3689 - Jonathan R Hiller	1	\$241.99
1467 - TriCounty Chapter of NYSBOC Inc	3	\$240.00
2243 - Cosentino Architecture PLLC	1	\$240.00
677 - Sullivan Fire Protection Corp	1	\$240.00
2897 - Freightquote.com Inc	1	\$238.88
Jean Sisco	1	\$238.30
Jean Sisco	1	\$238.30
Jean Sisco	1	\$238.30
Brooke E Patterson	1	\$237.87
3267 - LoqMein USA Inc	1	\$237.60
Barbara Monroe	1	\$237.14
Jeffrey Spanaler	1	\$235.00
Margaret Hartford	1	\$234.59
Jill Frankenberry	1	\$234.30
1879 - Bob's Tire Co	1	\$234.00
1902 - Robin Bissinger	5	\$233.93
Michelle Ryan	1	\$233.08
2547 - Gaylord Bros Inc	1	\$232.56
178 - Schneider Law Offices PLLC	1	\$232.50
William Ford	1	\$231.00
2053 - Safewash Technologies	1	\$228.07
Felipe Berrios	1	\$227.88
Kevin Washington	1	\$227.00
Ellen Davidson	1	\$226.80
Darleen Elmendorf	1	\$226.67
Robert Fusco	1	\$226.00
Rose Smith	1	\$225.36
Lee Wilber	1	\$224.56
1409 - Kingston Kabs Inc	5	\$224.25
Richard Remaley	1	\$224.16
3563 - Christine M Femiak	3	\$223.68
1794 - American Public Health Association	1	\$220.00
1048 - NY Section American Water Works Association	1	\$220.00
Denise Skeen	1	\$220.00
2614 - James Greaston Greer	1	\$217.21
Alice Ross	1	\$217.02
2075 - NYS 911 Coordinators Association	2	\$215.00
Helen Rhodes	1	\$215.00
Joyce Northacker	1	\$214.00
Linda Lazzaro	1	\$213.67
Leon Fisher	1	\$213.66
James Patterson	1	\$213.42
Mary Swanson	1	\$213.00
William Ford	1	\$212.66
3363 - Darcey A DeMatte	1	\$211.50
3362 - Jeffrey R DeMatte	1	\$211.50
169 - Ryan Roach & Ryan LLP	1	\$210.00
3031 - Victor A Gabino	2	\$209.27
Judith Dibble	1	\$209.22
Michael Stisi	1	\$209.20
Catherine Fitzgerald	1	\$208.00
3700 - The Mechanical Secretary Inc	1	\$206.50
96 - Historic Huquenot Street	1	\$205.50

Vendor	Invoice Count	Invoice Totals
Pearl Loucks	1	\$204.71
Catherine Fitzgerald	1	\$204.57
Catherine Fitzgerald	1	\$204.37
Michael Amend	1	\$203.57
3620 - Bell Medical Services Inc	2	\$202.06
Jason Reh	1	\$201.10
Scott Lloyd	1	\$200.23
3125 - Marcus Casto	2	\$200.00
3649 - Brittany Engleman	2	\$200.00
3642 - Charlotte Lloyd	2	\$200.00
2860 - Brendan V Paulsen	2	\$200.00
2173 - Ulster County Assessor's Association	2	\$200.00
3645 - Benny's Carriage House Pizzeria Inc	1	\$200.00
3723 - Robert H Buser	1	\$200.00
3722 - Iconectiv	1	\$200.00
3235 - William Mackey	1	\$200.00
1279 - Madison County Tourism Inc	1	\$200.00
2191 - Malden West Camp Fire Company	1	\$200.00
1503 - NYS Association of Town Supt. of Highways	1	\$200.00
2389 - NYS Hospitality & Tourism Association	1	\$200.00
3561 - Plattekill Reformed Church	1	\$200.00
2102 - Shawangunk Valley Fire District	1	\$200.00
3785 - Visit Syracuse Inc	1	\$200.00
Damon Dunn DIN#13A3492	1	\$200.00
Jeffrey Kloss	1	\$199.69
William Smith	1	\$198.36
Claire Williams	1	\$198.17
Alexander Barnett	1	\$198.02
Charles West	1	\$197.66
3675 - Heather M Nash	1	\$196.00
Felipe Berrios	1	\$196.00
Mary Swanson	1	\$195.96
3603 - Simon's Stamps Inc	3	\$195.23
2639 - Paul Brite	1	\$195.00
1896 - Everyday Apparel & Awards Inc	1	\$195.00
Elizabeth Davis	1	\$195.00
1527 - Contractors Sales Co Inc	2	\$194.99
2219 - Tennant Sales and Service Company	1	\$194.80
860 - Henry Schein Inc	2	\$194.77
Jeremy Jones	1	\$194.38
176 - ShopRite Supermarkets Inc	8	\$193.19
Robert Fusco	1	\$192.00
Michelle DuBois	1	\$191.51
William Odell	1	\$191.44
Ellen Davidson	1	\$190.68
2388 - Intl Assoc of Financial Crimes Investigators IAFCI	2	\$190.00
Mary Swanson	1	\$188.60
Diana Composto	1	\$187.14
3254 - Sam S Spata	2	\$186.40
Robert Straut	1	\$185.19
Maria Valverde	1	\$185.19
Jeffrey Spanler	1	\$184.92
1490 - ABC Corporate Awards Inc	1	\$184.50
AT & T	1	\$183.41
John Miller	1	\$183.39
Martin Schwartz	1	\$182.25
Kelli Greene	1	\$182.18
Michelle DuBois	1	\$180.95
2322 - Queens County District Attorney's Office	2	\$180.00
3241 - Darmstadt Overhead Doors Inc	1	\$180.00
237 - Nover Engelstein & Associates Inc	1	\$180.00
3358 - Emery A Paier	1	\$180.00
3753 - SafetyBeltSafe USA	1	\$180.00
Sheila Dolkhani	1	\$180.00
Susan Leqere	1	\$179.20
Terry Herdman	1	\$177.74
Jeffrey Spanler	1	\$176.50
Cathy Gitman	1	\$175.39
652 - County Fire Coordinators Assoc State of NY	1	\$175.00
2363 - Shauna Kanter	1	\$174.60
3746 - Voice Theatre	1	\$174.60
Donald Stokes	1	\$172.54
Cesar Dones	1	\$172.20
Jeremy Jones	1	\$171.96
2026 - Arthur D Lapp	1	\$171.41
1938 - Midwest Medical Supply LLC	1	\$170.74
3609 - Henry Jad Mikhail	1	\$170.00

Vendor	Invoice Count	Invoice Totals
3673 - Rock of Victory Int'l & Associates	1	\$170.00
John Hester	1	\$169.00
Bruce Chukoian	1	\$168.18
1642 - Rondout Valley Business Association	4	\$168.00
Alexander Barnett	1	\$167.39
Kelli Greene	1	\$167.26
Donna Lown	1	\$167.20
William O'Dell	1	\$166.80
Phyllis Privett	1	\$166.17
959 - US Identification Manual	2	\$165.00
Denise Skeen	1	\$165.00
3527 - Toys For Special Children Inc	1	\$164.80
Carol Medici	1	\$164.67
Jill Frankenberry	1	\$164.37
Luis Rodriquez-Nunez	1	\$164.28
Linda Lazzaro	1	\$163.15
Michelle Ryan	1	\$162.40
Jorge Restrepo	1	\$162.00
1740 - Carol Hargrove	3	\$161.84
Virginia Beesmer	1	\$160.08
3546 - Heritage-Crystal Clean LLC	4	\$160.00
Robert Fusco	1	\$160.00
Sanford Hoffman	1	\$160.00
Claudia Fernandez	1	\$159.20
Kathleen Gundberg Tax Collector	1	\$158.86
49 East Houston Corp	1	\$158.80
Marion Dolan	1	\$158.61
Jason Reh	1	\$158.59
791 - Vac Parts Warehouse.com LLC	1	\$158.13
1477 - Universal Advertising Associates Inc	1	\$158.00
Diana Connor	1	\$157.50
Charles West	1	\$156.44
Tomasita Reina	1	\$156.00
Kim Donahue	1	\$155.90
Jeffrey Spangler	1	\$155.82
William Maflione	1	\$155.55
935 - NYS Assoc of Self Insured Counties	3	\$155.00
Janet Quick	1	\$153.92
Pearl Loucks	1	\$153.82
Suzanne Stone-Cypher	1	\$152.00
Suzanne Stone-Cypher	1	\$152.00
Robert Fusco	1	\$151.67
Elizabeth Davis	1	\$150.60
3533 - Children's Health Care	1	\$150.00
3264 - MyKingstonKids	1	\$150.00
2667 - New York State Association of Chiefs of Police Inc	1	\$150.00
3573 - Woodstock Fire Company Number Two Inc	1	\$150.00
Diane Davis	1	\$150.00
Antonio Rivera	1	\$150.00
66 - Nekos-Dedrick's Pharmacy	1	\$149.95
Maria Pantoia	1	\$149.90
Clara Bush	1	\$149.77
153 - Montano's Shoe Store	1	\$148.99
Gracie Finch	1	\$148.71
Diana Composto	1	\$148.64
Kathleen Muller	1	\$148.00
Mariorie Shorter	1	\$147.28
Carol Jones	1	\$147.20
Geroldine Thevenin	1	\$146.48
Elizabeth Davis	1	\$146.40
Linda Schrufer	1	\$145.95
2832 - Kenyon Press Inc	1	\$144.56
Tomasita Reina	1	\$144.00
Tomasita Reina	1	\$144.00
Clara Bush	1	\$142.55
Kay Longendyke	1	\$142.22
Barbara Ambrosano	1	\$141.97
Estate of Beatrice May	1	\$141.88
Christine Carson	1	\$141.00
Christine Carson	1	\$141.00
2372 - New York State Election Commissioners Association	2	\$140.00
1511 - Blueline Rental LLC	1	\$140.00
Peter Bruno	1	\$139.00
John Coriston	1	\$138.12
Donna Lown	1	\$137.30
Clara Bush	1	\$136.57
Jorge Restrepo	1	\$135.00

Vendor	Invoice Count	Invoice Totals	
	Kelli Greene	1	\$134.81
	Maria Valverde	1	\$134.54
	Tamisha Vann	1	\$134.19
	Antonio Rivera	1	\$133.61
	992 - Grey House Publishing Inc	1	\$133.00
	3120 - New York State Assoc of Fire Chiefs	1	\$130.12
	Kenneth Thompson	1	\$130.05
	Carlo DeMasi	1	\$130.00
	Barbara Duqan	1	\$130.00
	2767 - NCH Corporation	1	\$129.86
	Helen Rhodes	1	\$129.00
	Cheryl Landry	1	\$128.97
	Felipe Berrios	1	\$128.01
	1832 - Earl B Feiden Appliance	2	\$127.99
	Charles West	1	\$127.53
	3815 - United States Lactation Consultant Association Inc	1	\$127.50
	Kelli Greene	1	\$127.40
	143 - Gaydos Auto Body	1	\$126.50
	Harry Conklin	1	\$126.00
	Johanna Trimboli	1	\$125.60
	Anton Vonnahme	1	\$125.42
	2404 - Robert James Bubel	1	\$125.00
	3247 - Danny's Auto & Towing	1	\$125.00
	281 - Taconic Region Of Youth Bureaus - Hudson Valley	1	\$125.00
	1445 - UC Ancient Order of Hibernians	1	\$125.00
	Clifford Mendelsohn	1	\$125.00
	Emmalyn Norman	1	\$125.00
	Antonio Rivera	1	\$125.00
	Antonio Rivera	1	\$125.00
	Darlene Benton	1	\$124.81
	Kevin Houhtalina	1	\$124.00
	Tamisha Vann	1	\$124.00
	Kenneth Thompson	1	\$123.94
	Yvonne Bezler	1	\$123.39
	Kathleen Muller	1	\$123.13
	Vivian Bellarosa	1	\$122.80
	William Braden	1	\$122.50
	Lucjan Kolodziejski	1	\$121.63
	Matthew Stanford	1	\$121.39
	Kimberly Cole	1	\$121.25
	1599 - County Veterans Service Officers Association	1	\$120.00
	Charles Bennett	1	\$120.00
	Myron Dopilka	1	\$120.00
	Patricia Ruqer	1	\$120.00
	2282 - Ellenville First Aid and Rescue Squad Inc	1	\$119.65
	Wilton Powers	1	\$119.24
	Mary Warncke	1	\$119.19
	Darleen Elmendorf	1	\$119.00
	Christine Carson	1	\$118.60
	Rita Vainius	1	\$117.52
	Briar Partners Inc	1	\$117.51
	Yvonne Bezler	1	\$117.20
	Rosemarie Greco	1	\$116.37
	Patricia Ruqer	1	\$116.28
	Clara Bush	1	\$115.74
	William Markle	1	\$114.00
	Phyllis Privett	1	\$113.53
	Charles West	1	\$113.43
	1386 - Kristopher J Lovelett	3	\$113.36
	1452 - Captain Vantastic	1	\$113.00
	Bonnie Vanslyke	1	\$113.00
	Thomas Daddio & Tracey Cooper	1	\$112.94
	Linda Schrufer	1	\$112.82
	Leon Fisher	1	\$112.00
	Leon Fisher	1	\$112.00
	Maria Aranqo	1	\$111.80
	1378 - Michael C Calimano	1	\$111.18
	Lucjan Kolodziejski	1	\$110.85
	Elizabeth Davis	1	\$110.68
	Julian Wynkoop	1	\$110.59
	2250 - Sweeper Parts Sales SPS Inc	1	\$109.70
	Cesar Dones	1	\$108.89
	Kathleen Connelly	1	\$108.40
	Jill Frankenberrry	1	\$108.32
	1157 - Penqate Handling Systems of New York Inc	1	\$108.05
	2342 - Janet McKenna	1	\$107.50
	Donna Lown	1	\$107.40

Vendor	Invoice Count	Invoice Totals
1374 - Andrew L Boqness	3	\$106.82
Colleen Palen	1	\$106.80
3200 - Cole-Parmer Instrument Company LLC	4	\$106.71
Julia Rogers	1	\$106.68
William Turner	1	\$106.60
Kathleen Connelly	1	\$106.00
Delores Jones	1	\$105.00
144 - Hopkins Medical Products	1	\$104.40
Susan Leqere	1	\$104.00
Susan Leqere	1	\$104.00
Susan Leqere	1	\$104.00
Susan Leqere	1	\$104.00
Patricia Ruqer	1	\$104.00
Julian Wynkoop	1	\$103.89
Wilton Powers	1	\$103.49
Barbara Ambrosano	1	\$103.04
Michael Sprague	1	\$103.00
Anthony Jeffree	1	\$102.46
Thomas Colatrella	1	\$102.00
Thomas Colatrella	1	\$102.00
Cesar Dones	1	\$101.53
Patrick Porcaro	1	\$101.00
Tina Campisi	1	\$100.80
1309 - NYS Department of State	4	\$100.00
3422 - Quinn Berqer	1	\$100.00
3716 - Brittany Braddock	1	\$100.00
3475 - Joseph Costello	1	\$100.00
3752 - Jennifer Dejesus-Brown	1	\$100.00
2276 - Victoria E Devo	1	\$100.00
3657 - Rickeylee P Dixon	1	\$100.00
3116 - Sam D Fisher	1	\$100.00
3499 - Miqqan Fitzqerald	1	\$100.00
3721 - Grown Folks Entertainment	1	\$100.00
3159 - Elizabeth Gruberq	1	\$100.00
3821 - Alexandra Hernandez	1	\$100.00
2117 - High Falls Fire District	1	\$100.00
3374 - Oumari Hylton-Jackson	1	\$100.00
3067 - Daquan Jenkins	1	\$100.00
3706 - Kingston Maennerchor and Damenchor Inc	1	\$100.00
3741 - Richard T Knox	1	\$100.00
2094 - Kripplebush-Lyonsville Fire Co Inc	1	\$100.00
2836 - John W Maxwell	1	\$100.00
2565 - Michael G Morris	1	\$100.00
3537 - Armando Munoz	1	\$100.00
2843 - NYS Assoc of Clerks of County Legislative Boards	1	\$100.00
3644 - Faith Santosky	1	\$100.00
3274 - Duff Shann	1	\$100.00
3196 - Daniel Sliwa	1	\$100.00
2630 - Steve Cross Mechanical LLC	1	\$100.00
3732 - Maria M Ucles	1	\$100.00
2128 - Verizon Communications Inc	1	\$100.00
3544 - Ivan Heinrich Visser	1	\$100.00
3457 - Emily Wilber	1	\$100.00
3278 - Tevin Williams	1	\$100.00
3829 - Allison Wolfeil	1	\$100.00
Charles Bennett	1	\$100.00
Frank Ferraro	1	\$100.00
Wilton Powers	1	\$100.00
1909 - Anqle Repair & Calibration Service Ince	1	\$98.00
Catherine Mansfield	1	\$97.55
Carlo DeMasi	1	\$97.39
William Gaddis	1	\$97.00
Denise Skeen	1	\$96.33
Jo-Ann Taschler	1	\$95.65
173 - Steyer's Hudson Valley Auto Inc	1	\$95.00
Felipe Berrios	1	\$94.84
Elizabeth Rodriquez	1	\$94.62
1814 - Vincent P McLaughlin II	3	\$94.44
2027 - Otto G Scherrieble	1	\$94.16
Jeffrey Spanqler	1	\$94.00
Cathy Gitman	1	\$93.99
Stephen Sullivan	1	\$93.78
3372 - Historical Folk Toys LLC	1	\$93.60
AT & T	1	\$93.23
Douqlas Galderisi	1	\$92.54
Chester B. Beesmer	1	\$92.00
Harry Conklin	1	\$91.32

Vendor	Invoice Count	Invoice Totals
Cheryl Landry	1	\$90.92
Shannon Hasting	1	\$90.77
1679 - Ronald Fields	2	\$90.00
Marie Bruce	1	\$90.00
Janet Karkowski	1	\$89.80
John Coriston	1	\$89.31
The Forsyth, LLC	1	\$89.29
Amy Auchmoedy	1	\$89.00
Thomas McMahon	1	\$89.00
Lawrence Lynch	1	\$88.18
Chester Beesmer	1	\$88.00
Chester Beesmer	1	\$88.00
Clara Bush	1	\$87.74
1582 - Business Management Daily	1	\$87.56
Anthony Jeffree	1	\$87.00
Dema Princetta	1	\$86.18
Helen Rhodes	1	\$86.00
William Turner	1	\$85.28
Kelli Greene	1	\$85.03
Thomas Colatrella	1	\$85.00
Chester Beesmer	1	\$84.86
Alma Graziano	1	\$83.46
Alma Graziano	1	\$83.46
Richard Remaley	1	\$83.30
Patricia Rucher	1	\$82.78
1134 - Spring Lake Water District	3	\$82.50
960 - Drivers License Guide Co	1	\$81.80
Christina Carrillo	1	\$81.56
Derek Frick	1	\$81.44
Catherine Mansfield	1	\$80.72
Michelle DuBois	1	\$80.53
Scott Parent	1	\$80.06
2722 - Chief Defenders Association of New York Inc	1	\$80.00
Charles Bennett	1	\$80.00
Charles Bennett	1	\$80.00
Myron Dopilka	1	\$80.00
Patricia Rucher	1	\$80.00
Susan Elberth	1	\$79.62
Bernadette Victor	1	\$78.97
Steven Trapani	1	\$78.96
Carlo DeMasi	1	\$78.16
Jeremy Jones	1	\$78.00
Julian Wynkoop	1	\$78.00
151 - Blue Book	2	\$77.90
Zeev Neumann	1	\$77.08
Darlene Frederick	1	\$76.00
David Kitt	1	\$75.88
Amy Auchmoedy	1	\$75.55
William O'Dell	1	\$75.41
3554 - New York State Assoc of Conservation Commissions	1	\$75.00
3202 - New York StateWide Senior Action Council Inc	1	\$75.00
1753 - NYS Department of Agriculture and Markets	1	\$75.00
2204 - Ruby Fire Department Inc	1	\$75.00
Antonio Rivera	1	\$75.00
Carol Emond	1	\$74.17
Roy Benner	1	\$73.36
Leslie Lewis	1	\$73.00
Leslie Clarke	1	\$72.76
Kenneth Thompson	1	\$72.67
John Grant	1	\$72.00
Susan West	1	\$71.38
Phyllis Privett	1	\$71.20
Tina Campisi	1	\$70.80
Tully Slayton	1	\$70.49
Mary Warncke	1	\$70.42
Beverly Benkart	1	\$70.40
Maria Valverde	1	\$70.25
Barbara Ambrosano	1	\$70.00
Delores Jones	1	\$70.00
Delores Jones	1	\$70.00
James LaPeruta	1	\$70.00
James LaPeruta	1	\$70.00
Maria Valverde	1	\$70.00
2658 - PetSmart Inc	2	\$69.98
2025 - Marqerite A Lapp	1	\$69.55
Scott Parent	1	\$69.14
Town of Rosendale, Tax Collector	1	\$68.16

Vendor	Invoice Count	Invoice Totals
Thomas Colatrella	1	\$68.00
Thomas Colatrella	1	\$68.00
Edward Maloney	1	\$68.00
Matthew Stanford	1	\$67.68
Michael Stisi	1	\$67.63
Frances Riozzi	1	\$67.00
Philip Widget	1	\$67.00
Hunter Schoenfeld	1	\$66.77
Frank Ferraro	1	\$66.14
Chester Beesmer	1	\$66.00
Gregory Christnacht	1	\$66.00
3585 - Steven Ira Lee	1	\$65.81
Suann Saban	1	\$65.70
Jill Frankenberry	1	\$65.53
Scott Parent	1	\$65.00
3578 - Daniel T Mitchell	1	\$64.43
Catherine Fitzgerald	1	\$64.15
Barbara A Ambrosano	1	\$63.82
Darleen Elmendorf	1	\$63.72
Harry Conklin	1	\$63.00
Harry Conklin	1	\$63.00
Susan Elberth	1	\$62.95
Angela Milano	1	\$62.59
3510 - Force Protection Video Equipment Inc	1	\$61.00
Maria Valverde	1	\$60.49
John Coriston	1	\$60.45
Heidi Lee	1	\$60.32
Charles Bennett	1	\$60.00
Joseph Iorlano	1	\$60.00
Pamela Hale	1	\$59.98
EMILY R. & SOPHIA L. JOSLIN-ROHER	1	\$59.70
Linda Lazzaro	1	\$59.62
Florence Hoffman	1	\$59.58
3772 - Tracie Pamela Hilton	1	\$59.50
Linda Lazzaro	1	\$59.27
Leon Fisher	1	\$59.22
Carol Fitzgerald	1	\$58.49
Diana Composto	1	\$57.96
3584 - Frank Marion Banks	1	\$57.78
Gary Brandt	1	\$56.78
Dorothy Adamyk	1	\$56.24
Tully Slayton	1	\$55.22
Frank Rosenthal	1	\$55.00
1182 - Pine Hill Trailways	1	\$54.50
Marilyn O'Leary	1	\$54.36
Dorothy Ocker	1	\$53.97
Teryl Gedney	1	\$53.13
Alma Graziano	1	\$52.00
Donald Myers	1	\$52.00
Willie Williamson	1	\$52.00
Joan Hoffman	1	\$51.06
Frederic Schmecko	1	\$50.86
Kristen Owens	1	\$50.68
23 - American Probation and Parole Assoc	1	\$50.00
3735 - Dutchess Tourism Inc	1	\$50.00
825 - HealthAlliance Hospital - Mary's Avenue Campus	1	\$50.00
2045 - National Association of Probation Executives	1	\$50.00
1520 - NYS Economic Development Council	1	\$50.00
3198 - PF Volkmann & Associates Inc	1	\$50.00
Diane M Baker	1	\$50.00
Anthony Guido	1	\$50.00
Lori Valdes	1	\$50.00
HOWARD VAN AKEN	1	\$50.00
Carol Jones	1	\$49.57
Rose Smith	1	\$49.00
Christina Carrillo	1	\$48.16
Tammy O'Riley	1	\$48.00
Anthony Vellos	1	\$47.00
Diana Connor	1	\$45.95
1385 - John A Konior	2	\$45.78
Mary Warncke	1	\$45.03
Dorothy Wadsworth	1	\$45.00
Steven Trapani	1	\$43.02
Bonnie Vanslyke	1	\$43.00
Phyllis Privett	1	\$42.68
944 - Nicole P Constantino	1	\$42.50
James LaPeruta	1	\$42.00

Vendor	Invoice Count	Invoice Totals
1913 - USA Blue Book	1	\$41.44
Shirley Passante	1	\$41.31
1296 - Times Union	1	\$41.18
Dorothy Ocker	1	\$41.03
Angela Milano	1	\$41.00
Tammy O'Riley	1	\$40.24
Alebriees Mexican Delicacies Inc	1	\$40.00
Karen DeCamillis	1	\$40.00
Jean Nickerson	1	\$40.00
1376 - Jere V Brown	1	\$39.24
Randy Hornbeck	1	\$39.00
Judith Miller	1	\$39.00
Judith Miller	1	\$39.00
William Braden	1	\$38.62
Town of Wawarsing Tax Collector	1	\$38.07
Bonnie Vanslyke	1	\$37.45
Katherine Gann	1	\$37.04
Darlene Benton	1	\$36.90
William Braden	1	\$36.89
Michelle Ryan	1	\$36.89
Pedro Febres	1	\$36.00
Hiram Gonzalez	1	\$36.00
Gilles Malkine	1	\$35.89
2938 - Pacer Service Center	2	\$35.80
1509 - Bus Parts Warehouse	1	\$35.55
Eric Stern	1	\$35.22
Anthony Jeffree	1	\$35.16
Lorraine Raffa	1	\$35.08
Delores Jones	1	\$35.00
Kim Donahue	1	\$34.84
Kathleen Gundberg Tax Collector	1	\$32.68
Mary Bryant	1	\$32.16
Frances Hare	1	\$32.00
Tammy O'Riley	1	\$32.00
Gerald Odell	1	\$32.00
Julia Pesavento	1	\$32.00
Lanette Vandyke	1	\$31.58
1151 - Campus Auxiliary Services	1	\$31.50
James Cassell	1	\$31.00
3410 - Quill Corporation	1	\$30.78
Linda Barnhart	1	\$30.67
Dorothy Rockefeller	1	\$30.41
Michelle Ryan	1	\$30.22
Tammy Lasher	1	\$30.00
Mary Stackhouse	1	\$29.73
Simon Thrasher	1	\$29.23
Christopher Lyons	1	\$28.80
Pearl Loucks	1	\$28.49
Toni Johnston	1	\$28.42
Christopher Lyons	1	\$28.20
Teryl Gedney	1	\$28.05
Linda Barnhart	1	\$28.00
James LaPeruta	1	\$28.00
Mary Peplow	1	\$28.00
Lars Turner	1	\$28.00
Frances Riozzi	1	\$27.59
Linda Barnhart	1	\$27.48
Alexander Barnett	1	\$26.63
William Odell	1	\$26.40
Donald Myers	1	\$26.00
John Coriston	1	\$25.89
125 - Boice Brothers Dairy Inc	1	\$25.50
Scott Rufus	1	\$25.20
3608 - Jewish Women International	1	\$25.00
Nilsa Cruz-Melendez	1	\$25.00
Frank Ferraro	1	\$25.00
Yvonne Merck	1	\$25.00
Norman Miller	1	\$25.00
Billie Myers	1	\$25.00
John Scoppa	1	\$25.00
Stephanie Sunshine	1	\$25.00
William Odell	1	\$24.90
Matthew Stanford	1	\$24.80
EMILY R. & SOPHIA L. JOSLIN-ROHER	1	\$24.52
Charlene Gregorv	1	\$24.20
999 - Stericycle Inc	1	\$24.18
Linda Barnhart	1	\$24.18

Vendor	Invoice Count	Invoice Totals
Stephen Sullivan	1	\$24.11
Linda Barnhart	1	\$24.00
Catherine Mansfield	1	\$23.62
Alice Ross	1	\$23.34
Judy Tasker	1	\$23.20
Diana Composto	1	\$23.03
Tina Campisi	1	\$23.00
Karen DeCamillis	1	\$22.43
Karen DeCamillis	1	\$22.42
Tully Slayton	1	\$22.20
ROSEANN WALZ	1	\$22.16
Wilton Powers	1	\$22.03
Jennifer Delora	1	\$22.00
Sandra Sharnet	1	\$22.00
Lori Deis	1	\$21.19
Karin Ankru	1	\$21.00
Angela Milano	1	\$21.00
John Noden	1	\$21.00
John Noden	1	\$21.00
Janet Quick	1	\$20.68
Dorothy Rockefeller	1	\$20.61
Judy Tasker	1	\$20.40
Diana Composto	1	\$20.39
John Miller	1	\$20.35
1684 - State of New York	1	\$20.00
Elizabeth Beaubrun	1	\$20.00
Matthew Fros	1	\$20.00
Todd Gilbert	1	\$20.00
Jamie Linzey	1	\$20.00
Linda Mottsev	1	\$20.00
Marqie Playford	1	\$20.00
Michael Pulver	1	\$20.00
Faith Purcell	1	\$20.00
Carmen Rodriquez	1	\$20.00
Kenneth Smith	1	\$20.00
Danielle Spaulding	1	\$20.00
Danielle Walker	1	\$20.00
Mary Warncke	1	\$19.96
Harriet Jarrett	1	\$19.22
Barbara Evers	1	\$19.01
Christine Carson	1	\$18.99
Marqaret Mayer	1	\$18.60
Raymond Belgard	1	\$18.59
Kathy Fontana	1	\$18.44
Frances Riozzi	1	\$18.40
Valarie Blackmon	1	\$18.28
Candace Belles	1	\$18.00
Krystal Faust	1	\$18.00
Rita Vainius	1	\$17.17
Tina Campisi	1	\$17.00
Darlene Frederick	1	\$17.00
Jeanne Weinmann	1	\$17.00
2007 Route 9W LLC	1	\$16.98
Tina Campisi	1	\$16.76
Lorraine Raffa	1	\$16.65
2593 - David P Gilmour	1	\$16.46
Alexander Barnett	1	\$16.21
Marlo Auer	1	\$16.10
40 - Lanquage Services Associates	1	\$16.05
Tammy O'Riley	1	\$16.05
Jarett Anderson	1	\$16.00
Steven Macaone	1	\$16.00
Gerald Odell	1	\$16.00
Gerald Odell	1	\$16.00
Mary Warncke	1	\$15.90
Christina Carrillo	1	\$15.84
Sandra Sharnet	1	\$15.80
Sandra Sharnet	1	\$15.80
769 - The Locksmithery Inc	1	\$15.00
Hedwiq Demay	1	\$15.00
Tammy Lasher	1	\$15.00
Tammy Lasher	1	\$15.00
Nancy London	1	\$15.00
Simon Thrasher	1	\$15.00
Angela Milano	1	\$14.97
Elizabeth Rodriquez	1	\$14.77
Barbara Rhein	1	\$14.37

Vendor	Invoice Count	Invoice Totals
Charles Coon	1	\$14.00
Nancy Wilson	1	\$14.00
Jacob Goldman	1	\$13.90
Dorothy Rockefeller	1	\$13.68
Kathleen Gundberg Tax Collector	1	\$13.40
Stephen Sullivan	1	\$13.23
Dorothy Rockefeller	1	\$13.00
Stephen Sullivan	1	\$12.86
Margaret Mayer	1	\$12.80
Ivalea Lane	1	\$12.76
Candace Belles	1	\$12.01
Hiram Gonzalez	1	\$12.00
Judith Martino	1	\$12.00
Nancy London	1	\$11.88
Lori Valdes	1	\$11.80
Tammy Lasher	1	\$11.70
Carla Vanduser	1	\$11.70
Anthony Jeffree	1	\$11.54
Tully Slayton	1	\$11.10
Elizabeth Rodriguez	1	\$11.06
Brian Smith	1	\$11.05
Henry Martini	1	\$11.00
Brooke Tommola	1	\$10.90
Christine Rakich	1	\$10.13
2257 - NYS Conference of Environmental Health Directors	1	\$10.00
Johnny McGuire	1	\$10.00
Judy Tasker	1	\$10.00
Johnny McGuire	1	\$9.80
Teryl Gednev	1	\$9.01
Patricia Kihlmire	1	\$9.00
Patricia Kihlmire	1	\$9.00
Christine Rakich	1	\$8.92
Frances Riozzi	1	\$8.90
Harry Phillips	1	\$8.85
Susan West	1	\$8.60
AT & T	1	\$8.52
Lori Deis	1	\$8.52
Nancy Wilson	1	\$8.06
James Cassell	1	\$8.01
2933 - Donna Spano	1	\$8.00
Margaret Mayer	1	\$8.00
Christopher Ronda	1	\$8.00
Lars Turner	1	\$8.00
Matthew Stanford	1	\$7.59
Alice Linder	1	\$7.52
James Cassell	1	\$7.33
Margaret Mayer	1	\$7.00
Shirley Passante	1	\$6.97
John Coriston	1	\$6.88
Suzanne Stone-Cypher	1	\$6.82
Carla Vanduser	1	\$6.68
Richard Johnson	1	\$6.58
Nancy Wilson	1	\$6.57
Joan Hoffman	1	\$6.43
Anthony Lasagni	1	\$6.40
Aaron Jones	1	\$6.29
Edith Yerkes	1	\$6.18
Patricia Kihlmire	1	\$6.00
Phyllis Hiorth	1	\$5.88
1788 - Montaque Tool & Supply Co Inc	1	\$5.77
Lori Deis	1	\$5.52
Lars Turner	1	\$5.20
Carmen Carrero	1	\$5.11
Richard Belardo	1	\$5.00
Patricia Cleary	1	\$5.00
Johnny McGuire	1	\$4.90
Johnny McGuire	1	\$4.90
Denice Darvie	1	\$4.72
Denice Darvie	1	\$4.72
Anton Vonnahme	1	\$4.60
Judith Martino	1	\$4.42
Kenneth Sobers	1	\$4.18
Dennis McGowan	1	\$4.00
Susan Vancieson	1	\$4.00
Susan Vancieson	1	\$4.00
Rosemary Fudae	1	\$3.40
Claire Williams	1	\$3.24

Vendor	Invoice Count	Invoice Totals
Darlene Frederick	1	\$3.00
Darlene Frederick	1	\$3.00
Mary Nugent	1	\$3.00
Joshua Williams	1	\$3.00
Robert Winne	1	\$3.00
Robert Winne	1	\$3.00
Carmella Benanti	1	\$2.78
Amy Meyers	1	\$2.70
Christine Rakich	1	\$2.68
Lester Terpening	1	\$2.22
Steven Coker	1	\$2.00
Matthew Hults	1	\$2.00
Susan Vangieson	1	\$2.00
Elaine Matkins	1	\$1.99
Simon Thrasher	1	\$1.97
Robert Nutt	1	\$1.90
William Braden	1	\$1.29
Cheryl Landry	1	\$1.20
Totals	<u>21,006</u>	<u>\$ 122,359,857.26</u>

Departmental Expenditures % of Total Budget 1.1.18 Through 9.30.18					
"Department"	Total Adopted Budget	Total Amended Budget	Total YTD Encumbrances	Total TYD Transactions	Total Prior Year YTD
Arson Task Force	59,856.00	69,177.04	.00	30,137.03	26,407.71
Assessment	496,587.00	494,087.00	.00	234,762.28	252,181.12
Benefits and Awards	7,702,000.00	7,702,000.00	.00	3,206,557.59	3,647,917.32
Bond Anticipation Notes	525,000.00	525,000.00	.00	(29,123.19)	(29,732.86)
Budget	344,546.00	344,546.00	.00	203,614.55	196,438.14
Buildings	9,030,564.00	9,036,374.61	415,678.54	5,351,334.13	5,037,239.25
Bus Operations	5,833,200.00	5,890,134.94	97,035.34	3,264,504.21	4,636,494.48
Central Data Processing	7,015,548.00	7,211,512.66	792,441.48	4,275,303.93	4,230,436.64
Central Garage	819,569.00	819,569.00	16,081.64	441,975.33	393,258.27
Child Care	26,600,000.00	26,325,814.80	.00	18,080,432.93	17,653,856.50
Clerk	4,179,358.00	4,220,962.89	1,564.75	2,524,923.91	2,312,354.60
Clerk of Legislative Board	1,099,396.00	1,125,143.00	26,105.89	589,596.02	560,594.25
Commissioner of Finance	4,258,538.00	4,251,038.00	10,438.72	2,603,565.67	2,598,577.95
Community College Tuition	3,700,000.00	3,700,000.00	.00	1,792,181.40	1,711,357.44
Comptroller	796,603.00	796,603.00	.00	452,826.90	443,280.12
Conservation	441,500.00	458,656.25	.00	325,406.25	277,937.50
Contingent Account	1,050,686.00	1,034,884.00	.00	.00	.00
Contracted Mental Health Service	8,208,531.00	8,598,421.80	2,150,458.51	5,716,697.68	5,854,654.31
Contribution to Community College	6,400,863.00	6,400,863.00	.00	6,400,863.00	6,400,863.00
Day Care	3,600,000.00	3,600,000.00	.00	2,333,598.44	2,556,606.91
Disability Insurance, Emp Ben	126,950.00	126,950.00	.00	57,078.72	56,622.07
Distribution of Sales Tax	16,857,642.00	16,857,642.00	.00	10,293,309.60	9,774,623.50
District Attorney	4,582,031.00	4,609,580.50	7,318.91	2,849,839.50	2,864,086.36
Elections	2,029,765.00	2,038,462.52	3,153.37	897,384.84	708,275.68
Emergency Aid for Adults	180,000.00	180,000.00	.00	111,506.33	93,872.86
Engineering	476,059.00	476,059.00	26,000.00	284,582.41	281,964.97
Environmental Control	458,521.00	796,700.59	237,000.00	269,988.96	224,855.28
Family Assistance	10,650,000.00	10,650,000.00	.00	7,665,958.96	7,018,779.24
Fire Protection	149,542.00	205,255.23	15,835.11	118,655.18	61,439.56
Highway Administration	3,327,192.00	3,325,412.00	325.00	1,274,739.94	1,271,492.89
Historian	16,150.00	16,150.00	.00	959.00	77.00
Home Energy Assistance	140,000.00	140,000.00	.00	4,774.03	18,921.67
Hospital & Medical, Emp Ben	4,917,970.00	4,868,070.00	.00	1,744,444.29	2,585,522.81
Human Rights Commission	21,764.00	21,764.00	.00	13,445.71	13,688.99
Jail	22,316,188.00	22,370,594.63	112,597.30	13,271,721.94	13,263,054.51
Job Training and Services	602,330.00	598,855.00	32,196.51	376,297.53	436,072.85
Job Training, Administration	958,794.00	970,219.35	4,698.55	534,085.82	541,714.52
Job Training, Participant Suppt	6,000.00	6,000.00	.00	3,600.00	4,900.00
Juvenile Delinquent	250,000.00	400,000.00	.00	261,050.06	228,416.54
Law	1,692,623.00	1,692,623.00	885.37	908,229.79	821,997.03
Legislative Board	855,130.00	855,130.00	.00	476,851.68	430,304.55
Library	79,250.00	79,250.00	.00	.00	.00
Machinery	3,589,377.00	3,590,483.86	219,505.08	2,115,229.50	2,091,372.86
Maintenance of Roads & Bridges	4,497,980.00	4,120,180.00	65,113.67	3,013,123.41	2,836,520.09
Medical Assistance	10,000.00	26,700.00	.00	24,390.50	6,156.10
Medical Assistance	35,659,354.00	35,564,830.00	.00	26,048,152.00	26,194,935.00
Medical Examiner	891,140.00	989,170.00	172,084.00	531,814.38	456,530.04
Mental Health Administration	1,421,232.00	1,437,069.16	39,646.06	708,704.33	834,223.90
Mental Health Programs	1,719,479.00	1,722,983.23	8,504.23	1,030,115.55	890,918.11
Municipal Association Dues	39,828.00	40,128.00	300.00	34,594.00	22,908.00
Municipal Court	37,699.00	37,699.00	.00	12,406.68	16,833.94
Municipal Executive	1,040,065.00	1,040,065.00	.00	630,037.37	645,543.96

Departmental Expenditures % of Total Budget 1.1.18 Through 9.30.18					
"Department"	Total Adopted Budget	Total Amended Budget	Total YTD Encumbrances	Total TYD Transactions	Total Prior Year YTD
Narcotics Addiction Ctrl Service	1,156,166.00	1,194,179.46	399,255.90	627,007.56	608,919.84
Off Street Parking	48,684.00	48,934.00	3,511.00	33,608.22	32,713.17
Other Economic Development	21,750.00	21,750.00	.00	10,875.00	10,875.00
Other Educational Activities	10,000.00	10,000.00	.00	.00	.00
Other Employee Benefits	1,830,078.00	1,880,078.00	.00	1,219,242.93	1,027,857.50
Other Home & Comm Services	93,950.00	109,152.49	5,000.00	33,412.51	35,351.79
Other Long Term Debt	1,200.00	1,200.00	.00	600.60	1,193.40
Other Performing Arts	96,250.00	96,250.00	.00	67,500.00	80,875.00
Other Public Safety	650,954.00	676,225.00	29.52	386,706.90	399,933.80
Parks	406,894.00	570,183.82	1,874.20	420,710.90	343,236.24
Permanent Improvements	3,694,156.00	4,456,643.00	.00	3,847,135.35	3,843,638.94
Personnel	1,390,916.00	1,391,311.00	1,222.45	787,056.10	801,688.10
Planning	1,794,476.00	2,484,240.46	468,707.07	1,227,826.64	1,131,962.71
Probation	6,578,067.00	6,679,252.28	138,034.15	3,763,501.53	3,651,829.68
Programs for the Aging	3,116,281.00	3,136,444.00	17,781.10	1,832,911.28	1,776,117.01
Psychiatric Exp Criminal Actions	300,000.00	401,809.30	101,809.30	78,320.89	257,351.21
Public Defender	2,591,542.00	2,591,542.00	362.65	1,387,294.26	1,356,674.23
Public Health	5,599,245.00	5,599,786.18	39,930.40	3,025,318.80	3,115,480.89
Public Safety Communication(Q11)	4,363,187.00	4,682,998.09	149,399.24	2,222,469.32	1,877,879.75
Public Works Administration	908,958.00	909,068.00	2,450.19	536,671.42	510,564.41
Purchasing	1,188,334.00	1,188,334.00	213.04	808,660.52	742,756.87
Rehabilitation Services	181,156.00	181,156.00	518.00	97,876.48	81,929.47
Rehabilitation, Loans & Grants	.00	524,000.00	.00	132,552.33	438,167.30
Safety Inspection	425,287.00	425,287.00	.00	214,489.81	185,406.12
Safety Net	7,404,391.00	7,404,391.00	.00	5,249,325.73	5,248,936.18
Sealer Weights & Measures	195,161.00	195,161.00	490.00	116,520.51	92,715.22
Self Insurance, Administration	2,641,752.00	2,641,752.00	46.04	1,594,376.13	1,639,652.27
Serial Bonds	10,121,777.00	10,121,777.00	.00	1,477,368.87	2,440,243.77
Services for Recipients	800,000.00	800,000.00	.00	418,422.50	457,924.64
Sheriff	11,015,549.00	11,302,937.56	131,762.33	6,639,366.40	6,583,618.82
Snow Removal	2,800,996.00	3,180,796.00	12,900.00	2,318,144.26	1,859,723.64
Social Services Administration	30,560,798.00	31,493,706.53	565,190.49	18,002,869.81	16,739,423.83
State Retirement, Emp Ben	589,414.00	589,414.00	.00	.00	.00
State Training School	550,000.00	554,350.00	.00	554,344.81	630,276.59
Stock Pile	265,000.00	271,573.00	38,440.38	189,192.71	124,979.98
Tourism	1,125,128.00	1,137,541.21	141,213.00	810,623.37	587,795.08
Unallocated Insurance	5,282,287.00	5,282,287.00	.00	4,826,397.94	4,763,364.67
Unemployment Expenses, Emp Ben	75,000.00	75,000.00	.00	22,933.50	27,086.22
Unified Court Budget Costs	20,000.00	30,000.00	.00	19,844.73	15,801.84
Veterans Services	896,112.00	896,112.00	1,188.85	515,174.49	456,102.31
WIC Program	792,268.00	792,268.00	3,027.63	421,514.42	429,389.04
Youth Programs	481,959.00	481,959.00	.00	59,372.85	216,796.11
Transportation	.00	.00	.00	6,430.18	.00
Grand Total	\$ 323,827,523.00	\$ 328,969,663.44	\$ 6,679,324.96	\$ 199,370,202.63	\$ 198,083,580.17

Departmental Revenues % of Total Budget 1.1.18 Through 9.30.18				
"Department"	Total Adopted Budget	Total Amended Budget	Total TYD Transactions	Total Prior Year YTD
Assessment	14,000.00	14,000.00	6,029.75	4,854.90
Benefits and Awards	10,313,752.00	10,313,752.00	9,829,428.90	9,792,905.84
Buildings	846,031.00	846,031.00	691,108.73	718,317.68
Bus Operations	3,884,661.00	3,884,661.00	2,264,385.99	3,967,149.23
Central Data Processing	70,760.00	70,760.00	22,651.52	72,479.57
Central Garage	313,700.00	313,700.00	174,711.22	163,139.05
Child Care	17,071,277.00	17,071,277.00	6,752,260.62	7,593,805.56
Clerk	2,745,555.00	2,769,414.00	1,922,670.50	1,848,583.73
Commissioner of Finance	9,803,500.00	9,803,500.00	7,454,642.52	5,364,360.97
Community College Tuition	75,000.00	75,000.00	79,225.00	66,006.67
Community College, Cap Proj	-	3,954,347.00	449,484.38	606,431.00
Comptroller	-	-	-	14.89
Contracted Mental Health Service	6,819,012.00	7,043,215.00	5,235,194.30	6,529,522.45
Day Care	3,362,785.00	3,362,785.00	(93,727.60)	19,693.14
Disability Insurance, Emp Ben	9,838.00	9,838.00	599.76	599.76
Distribution of Sales Tax	117,631,568.00	117,631,568.00	71,036,411.99	67,435,240.95
District Attorney	867,325.00	867,325.00	414,054.71	361,959.91
Elections	359,369.00	359,369.00	23,337.10	18,709.76
Emergency Aid for Adults	90,250.00	90,250.00	626.97	500.00
Engineering	-	-	2,361.48	-
Environmental Control	141,943.00	233,164.00	24,340.00	90,888.90
Family Assistance	6,841,429.00	6,841,429.00	710,669.68	940,884.53
General Government, Cap Proj	-	21,260,707.00	91,763.50	15,000.00
Highway, Cap Proj	-	27,544,717.81	369,323.83	1,566,742.35
Historian	-	-	360.00	-
Home Energy Assistance	129,000.00	129,000.00	28,162.77	172,655.09
Hospital & Medical, Emp Ben	800,000.00	800,000.00	1,376,739.09	1,333,157.93
Jail	538,574.00	538,574.00	665,719.58	510,190.50
Job Training and Services	602,330.00	602,330.00	436,929.95	515,579.96
Job Training, Administration	958,794.00	958,794.00	733,571.82	679,449.47
Job Training, Participant Suppt	6,000.00	6,000.00	3,600.00	4,700.00
Juvenile Delinquent	79,667.00	79,667.00	17,687.30	21,287.69
Law	-	-	85.25	1,255.50
Legislative Board	51,664,702.00	51,664,702.00	52,666,715.71	53,335,547.26
Machinery	3,054,377.00	3,054,377.00	3,017,450.23	2,957,803.72
Maintenance of Roads & Bridges	11,002,227.00	11,002,227.00	11,246,218.67	10,916,206.86
Medical Assistance	(100,000.00)	(100,000.00)	-	-
Medical Assistance	200,000.00	200,000.00	882,489.12	374,896.73
Medical Examiner	700.00	700.00	415.00	678.00
Mental Health Administration	675,161.00	675,161.00	997,222.00	427,654.36
Mental Health Programs	6,000.00	6,000.00	6,769.51	8,838.05
Municipal Court	35,020.00	35,020.00	12,980.59	17,461.64
Municipal Executive	-	-	78.50	-
Narcotics Addiction Ctrl Service	896,526.00	915,301.00	686,475.00	791,459.55
Off Street Parking	38,200.00	38,200.00	32,036.50	29,828.50
Other Economic Dev, Cap Proj	-	3,940,928.81	527,200.43	1,866,531.81
Other Educational Activities	10,000.00	10,000.00	1,395.50	4,246.50
Other Long Term Debt	-	-	600.60	596.70
Other Public Safety	112,864.00	112,864.00	74,918.07	12,675.52
Other Transportation, Cap Proj	-	2,437,849.00	800,000.00	39,509.60
Parks	191,150.00	191,150.00	190,439.00	169,817.85

Departmental Revenues % of Total Budget 1.1.18 Through 9.30.18				
"Department"	Total Adopted Budget	Total Amended Budget	Total TYD Transactions	Total Prior Year YTD
Permanent Improvements	3,694,156.00	4,456,643.00	1,748,688.41	512,818.34
Personnel	17,200.00	17,200.00	32,304.00	15,893.00
Planning	552,050.00	552,050.00	192,731.13	138,751.67
Probation	1,768,979.00	1,813,379.00	1,230,948.96	1,244,283.77
Programs for the Aging	2,138,943.00	2,141,931.00	984,114.46	1,006,876.21
Public Defender	375,465.00	375,465.00	12,893.41	11,369.92
Public Health	2,870,121.00	2,870,121.00	1,691,837.87	1,616,879.61
Public Safety Communication(911)	1,913,511.00	2,082,851.00	786,500.86	762,661.96
Public Safety, Cap Proj	-	3,944,993.00	-	-
Public Works Administration	1,225,000.00	1,225,000.00	902,834.39	794,419.30
Purchasing	160,000.00	160,000.00	79,914.84	86,379.13
Recreation, Cap Proj	-	12,445,270.04	1,742,320.65	425,176.64
Rehabilitation Services	39,214.00	39,214.00	8,210.06	15,456.80
Rehabilitation, Loans & Grants	1,200.00	451,200.00	58,883.66	438,893.81
Safety Net	2,722,085.00	2,722,085.00	568,812.20	654,219.32
Sealer Weights & Measures	95,242.00	95,242.00	66,279.29	63,212.27
Self Insurance, Administration	30,000.00	30,000.00	-	12,193.77
Serial Bonds	10,121,777.00	10,121,777.00	10,359,581.84	10,155,430.32
Services for Recipients	518,744.00	518,744.00	(26,907.00)	3,477.10
Sheriff	1,406,179.00	1,478,659.00	950,503.34	792,914.60
Snow Removal	100,000.00	100,000.00	128,707.58	-
Social Services Administration	26,862,871.00	27,267,693.00	4,930,711.69	69,147.29
State Retirement, Emp Ben	589,414.00	589,414.00	-	-
Tourism	88,032.00	88,032.00	89,275.50	84,590.22
Unallocated Insurance	330,200.00	369,561.00	128,604.86	133,719.20
Undistributed Revenues	12,946,784.00	12,946,784.00	-	-
Veterans Services	13,000.00	13,000.00	15,334.00	16,541.50
WIC Program	792,268.00	792,268.00	401,312.40	452,098.84
Youth Programs	292,041.00	292,041.00	(1.02)	-
Grand Total	\$ 323,827,523	\$ 401,660,272	\$ 208,952,212	\$ 200,877,224